

**Candidate Application Form Filling  
Manual For**

***Admission to First Year Post  
SSC Diploma***

**For**

**Academic Year 2026-27**

# Contents

Home Page.....	3
New Candidate Registration.....	4
CANDIDATE'S MOBILE NUMBER AUTHENTICATION.....	5
CANDIDATE REGISTRATION.....	6
LOGIN PAGE FOR CANDIDATE.....	7
CANDIDATE FORGOT PASSWORD.....	8
CANDIDATE FORGOT PASSWORD.....	9
Application Scrutiny Mode Selection.....	10
E-Facilitation Center (E-Scrutiny).....	11
Physical Scrutiny at the Facilitation Center.....	12
PHYSICAL SCRUTINY MODE-SLOT SCHEDULING.....	1

# Home Page

The home screen serves as the main interface of the admission system, providing users with access to various features and functionalities related to online system notification news downloads links new candidate's registration candidate login FC/Sub FC login Moderator Login Institute Login Regional office login/SO login admin login etc.

**Skip to content** [Dark Mode] [Volume] [User Profile] [Accessibility]

**Directorate of Technical Education, Maharashtra State, Mumbai 3, Mahapalika Marg, Post Box 1967, Mumbai - 400 001.**  
First Year Post SSC Diploma Technical Courses in Engineering/Technology/Architecture Admissions 2026 - 2027

**Important**

Online Systems | Notification | News | Downloads | Important Dates | FAQ | Application Fees

Provisional Merit Details | Final Merit Details

MH CANDIDATES | AI CANDIDATES | MH CANDIDATES | AI CANDIDATES

CLICK TO VISIT | CLICK TO VISIT | CLICK TO VISIT | CLICK TO VISIT

Provisional Vacancy








### 1.3 LOGIN PAGE FOR CANDIDATE

After completing the online registration, enter the application ID/username received through the computerized system, along with the password and captcha mentioned during registration, on the login screen and click the Login button.

 **Instruction For Login** [Click Here](#)

Application ID

Password

Have you forgotten your password? [Click here](#)

Not registered yet? [Register](#)

**Log In**

## 1.4 CANDIDATE FORGOT PASSWORD

In case Candidate forgot his Password, he can recover his password by clicking on Forgot your Password? Link given in Candidate Login Window.

- Enter correct details for password recovery.
- Enter Mobile number same as that will be used during admission process.
- OTP will be sent on your Registered Mobile Number.
- Candidate will receive Password on Registered Mobile Number .



### Forgot your password?

Please enter the Application ID & Mobile No. to reset your password.

Application ID

DEN26

Mobile

**Verify**

[< Return to sign in](#)

## 1.5 Application Scrutiny Mode Selection

After logging in, the candidate will have to select the available methods for scrutiny of their application form as given below with options: E-Scrutiny of the application and Physical Scrutiny at the facilitation center. You need to choose one of these options.

### SCRUTINY MODE SELECTION

E-Scrutiny

#### Instructions For E-Scrutiny Mode

- > After selecting the E-Scrutiny Mode, candidate shall fill online application form and upload the required documents from any computer/smartphone connected to internet.
- > It is not necessary to visit Facilitation Center (FC) for verification and confirmation of the application form. The application & documents will be verified and confirmed by the FC through e-Scrutiny Mode.
- > If no discrepancy, the status of verification & confirmation of the application form will be available in the candidate's Login along with receipt cum Acknowledgement.
- > If discrepancy is found, the details of discrepancy shall be intimated to candidates by sending back his/her Application for rectification on candidate's Login.
- > Candidate must edit the same & resubmit the Application form again for e-Scrutiny.

Physical-Scrutiny

#### Instructions For Physical-Scrutiny Mode

- > After selecting the Physical-Scrutiny Mode, candidate has to visit the Facilitation Center (FC).
- > Candidate must book an online slot.
- > Candidate must visit the FC along with the required documents as per the allotted time slot for online filling, scanning & uploading of documents, and verification and confirmation of the application form.
- > Facilitation Center (FC) will issue the Verification & Confirmation Receipt-cum-Acknowledgement.
- > The application status with respect to verification & confirmation will be available in the candidate's Login along with the Receipt-cum-Acknowledgement (in case the application is verified & confirmed by the FC).

## 1.6 E-Facilitation Center (E-Scrutiny)

If you select E-Scrutiny option out of the two given options, a message saying "Your scrutiny mode has been saved" will appear on the screen, and the option to conduct the scrutiny of your application through E-Scrutiny will be successfully recorded. Your application will display a total of eight stages on the candidate's login dashboard. The first stage has been completed, and the candidate must complete the remaining stages. Until all stages on the dashboard are completed, it should be understood that your online application has not been submitted.

### E-Scrutiny

#### Instructions For E-Scrutiny Mode

- › After selecting the E-Scrutiny Mode, candidate shall fill online application form and upload the required documents from any computer/smartphone connected to internet.
- › It is not necessary to visit Facilitation Center (FC) for verification and confirmation of the application form. The application & documents will be verified and confirmed by the FC through e-Scrutiny Mode.
- › If no discrepancy, the status of verification & confirmation of the application form will be available in the candidate's Login along with receipt cum Acknowledgement.
- › If discrepancy is found, the details of discrepancy shall be intimated to candidates by sending back his/her Application for rectification on candidate's Login.
- › Candidate must edit the same & resubmit the Application form again for e-Scrutiny.

## 1.7 Physical Scrutiny at the Facilitation Center

In this case If you select Physical-Scrutiny option out of the two given options the candidate has to select any nearest FC by selecting district, facilitation center (FC Name), and date for the physical scrutiny at the facilitation center.

### Physical-Scrutiny

#### Instructions For Physical-Scrutiny Mode

- › After selecting the Physical-Scrutiny Mode, candidate has to visit the Facilitation Center (FC).
- › Candidate must book an online slot.
- › Candidate must visit the FC along with the required documents as per the allotted time slot for online filling, scanning & uploading of documents, and verification and confirmation of the application form.
- › Facilitation Center (FC) will issue the Verification & Confirmation Receipt-cum-Acknowledgement.
- › The application status with respect to verification & confirmation will be available in the candidate's Login along with the Receipt-cum-Acknowledgement (in case the application is verified & confirmed by the FC).

## **1.8 PHYSICAL SCRUTINY MODE-SLOT SCHEDULING**

In this case candidates can select Time Slot which is convenient to him for confirmation of his Application form.

10 A.M. to 11 A.M.  
(Avaliable - 15 )

11 A.M. to 12 P.M.  
(Avaliable - 15 )

12 P.M. to 1 P.M.  
(Avaliable - 15 )

1 P.M. to 2 P.M.  
(Avaliable - 15 )

3 P.M. to 4 P.M.  
(Avaliable - 15 )

4 P.M. to 5 P.M.  
(Avaliable - 15 )

## 2.0 Step No. 1 – Login Dashboard: -

After filling out the application using either method, the first step details are shown below which shows the current status of the candidate's application form. The Candidate shall complete all steps without fail.

Welcome for Online Application System for First Year Post SSC Diploma Technical Courses in Engineering/Technology/Architecture Admissions 2026 - 2027

Application Form Registration Status Your form is Unlocked

- ✓ Fill Registration Details
- ✓ Select Scrutiny Mode
- ✓ Fill Candidature Type Details
- 4 Fill Candidature Type Home District
- 5 Fill Category,PWD & Defence Details
- 6 Fill Qualification Details
- 7 Fill Personal Details

## 2.0 Step No. 2 - Select Candidature Type (Fill Candidature Type Details):-

Based on the information provided by the candidate regarding their candidature type, select the appropriate type of candidature. After selecting the type, click on the "Save and Proceed" button below. For example, if the candidate was born in Maharashtra and completed their education in Maharashtra, they should select "Maharashtra State Candidate - Type A" as their candidature type.

Maharashtra State Candidate - Type A

1. Candidates passing Std. SSC from a recognized institution in Maharashtra State.
1. महाराष्ट्र राज्यातील मान्यताप्राप्त संस्थेमधून एस.एस.सी. परीक्षा उत्तीर्ण झालेला उमेदवार

Maharashtra State Candidate - Type B

1. A Candidate who does not fall in Type A above, but who or whose father or mother is domiciled in the State of Maharashtra and possesses domicile certificate.
1. जो उमेदवार वरील प्रकार ए मधील निकषांची पूर्तता करीत नसेल, परंतु तो किंवा त्याचे वडील किंवा आई महाराष्ट्र राज्याचे अधिवासी असून त्यांच्याकडे अधिवास प्रमाणपत्र आहे असा उमेदवार

Maharashtra State Candidate - Type C

1. A Candidate who does not fall in either Type A or Type B but whose father or mother is an employee of the Government of India or Government of India Undertaking and who has been posted and reported to duty in Maharashtra State before the last date for submitting the Application Form for CAP.
1. जो उमेदवार वरील प्रकार ए किंवा प्रकार बी मधील निकषांची पूर्तता करीत नसेल, परंतु उमेदवाराचे वडील किंवा आई केंद्रशासनाचे किंवा केंद्रशासनाच्या उपक्रमातील कर्मचारी आहेत व ज्यांची पदस्थापना महाराष्ट्र राज्यात झालेली आहे व केंद्रीभूत प्रवेश प्रक्रियेस आवेदनपत्र सादर करण्याच्या शेवटच्या तारखेच्या आधी ते रुजू झालेले आहेत, असा उमेदवार

Maharashtra State Candidate - Type D

1. A Candidate who does not fall in any of the above Type A, Type B and Type C but whose father or mother is an employee or retired employee of the Government of Maharashtra or Government of Maharashtra Undertaking.
1. जो उमेदवार वरील प्रकार ए किंवा प्रकार बी व प्रकार सी मधील निकषांची पूर्तता करीत नसेल, परंतु उमेदवाराचे वडील किंवा आई महाराष्ट्रशासनाचे किंवा महाराष्ट्रशासनाच्या उपक्रमाचे कर्मचारी किंवा निवृत्त कर्मचारी आहेत, असा उमेदवार

Maharashtra State Candidate - Type E

1. Candidate passing Std. SSC from a recognized institution located and residing in a Maharashtra Karnataka Border area as notified by Government of Maharashtra and also whose mother tongue is Marathi.
1. महाराष्ट्र शासनाने अधिसूचित केल्याप्रमाणे महाराष्ट्र-कर्नाटक सीमाक्षेत्रातील मान्यताप्राप्त संस्थेमधून व त्या भागातील रहिवासी असलेला, इयत्ता एसएससी परीक्षा उत्तीर्ण झालेला, आणि ज्यांची मातृभाषा मराठी आहे असा उमेदवार

[Type E Disputed Village List](#)

Outside Maharashtra State(OMS)

1. Does not satisfy as Type-A, Type-B, Type-C, Type-D and Type-E Candidate AND Candidate Passing SSC (Std. X) from a Recognized Institution situated outside the State of Maharashtra & The Candidates having Indian Nationality are eligible under this Type of Candidature.
1. जो उमेदवार वरील प्रकार ए किंवा प्रकार बी, प्रकार सी, प्रकार डी व प्रकार ई मधील निकषांची पूर्तता करीत नसेल व महाराष्ट्र राज्याबाहेरील मान्यताप्राप्त संस्थेमधून एस.एस.सी. परीक्षा उत्तीर्ण झालेला व भारताचे नागरिकत्व असलेला उमेदवार

Note: Other than Maharashtra State Candidates shall be eligible admissions in vacant seats after CAP. Refer Rule 14 for details.

Foreign Nationals/Foreign Students

1. Foreign Students.

Union Territory of Jammu and Kashmir and Ladakh Migrant Candidates

1. Children of citizens, who are displaced from Jammu and Kashmir to any part of India or from unsafe border area of Jammu and Kashmir to a relatively safer place in Jammu and Kashmir from 1990 onwards due to terrorist activities.

1. आतंकवादी कारवायामुळे १९९० पासून जम्मू व काश्मीर संघ राज्य क्षेत्र आणि लडाख संघराज्य क्षेत्र मधून भारताच्या कोणत्याही भागात किंवा जम्मू व काश्मीर संघराज्य क्षेत्र आणि लडाख संघराज्य क्षेत्र च्या असुरक्षित सीमाक्षेत्रातून, जम्मू व काश्मीर संघराज्य क्षेत्र आणि लडाख संघराज्य क्षेत्र मधील स्थानाने सुरक्षित ठिकाणी विस्थापित होऊन आलेले आहेत अशा नागरिकांची मुले

North East Union Territories/Government of India Candidate

1. North East Union Territories/Government of India Candidates

1. उत्तर पूर्व केंद्र शासित प्रदेश / भारत सरकारचे उमेदवार

NRI Candidature

1. NRI Candidature.-The Candidate who fulfils the conditions as defined in clause (n) of section 2 of the Act are eligible under this Category.

National Cadet Course

Children of Indian Workers in Gulf Countries(CIWGC)

1. A Citizen of India who holds an Indian passport and has temporarily emigrated to Gulf Countries for employment or another country for employment, residence or any other purpose.

Persons of Indian Origin (PIO/OCI)

1. A Citizen of India and subsequently taken the citizenship of another country, or have ancestors born in India or other states.

PWD(Persons With Disabilities)

1. Ministry of Human Resource Development of Gol for Persons with Disabilities (PWD)

Save and Proceed

Back



### **Case Type 1: Candidature Type A**

For First Year Post SSC Diploma Courses, - Candidates passing Std. SSC from a recognized institution in Maharashtra State.

Place of passing of Qualifying Examination falling within the jurisdiction of the respective District area.

### **Case Type 2: Candidature Type B**

A Candidate who does not fall in Type A above, but who or whose father or mother is domiciled in the State of Maharashtra and possesses domicile certificate.

### **Case Type 3: Candidature Type C**

A Candidate who does not fall in either Type A or Type B but whose father or mother is an employee of the Government of India or Government of India Undertaking and who has been posted and reported to duty in Maharashtra State before the last date for submitting the Application Form for CAP.

### **Case Type 4: Candidature Type D**

A Candidate who does not fall in any of the above Type A, Type B and Type C but whose father or mother is an employee or retired employee of the Government of Maharashtra or Government of Maharashtra Undertaking.

### **Case Type 5: Candidature Type E**

Candidate passing Std. SSC from a recognized institution located and residing in a Maharashtra Karnataka Border area as notified by Government of Maharashtra and also whose mother tongue is Marathi.

### **Case Type 6: Candidature Type Outside Maharashtra State(OMS)**

Does not satisfy as Type-A, Type-B, Type-C, Type-D and Type-E Candidate and Candidate Passing SSC (Std. X) from a Recognized Institution situated outside the State of Maharashtra. The Candidates having Indian Nationality are eligible under this Type of Candidature.

### **Case Type 7: Candidature Type Union Territory of Jammu and Kashmir and Ladakh Migrant Candidates**

Children of citizens, who are displaced from Jammu and Kashmir to any part of India or from unsafe border area of Jammu and Kashmir to a relatively safer place in Jammu and Kashmir from 1990 onwards due to terrorist activities.

The children of officers belonging to IAS/IPS/IFS and children of staff belonging to military and paramilitary forces transferred to Jammu and Kashmir to combat terrorist activities and joined the post on or before the last date for submission of application for admission. Or

The children of staff and officers of Jammu and Kashmir police engaged in combating terrorism or Kashmiri Pandits / Kashmiri Hindu families (Non Migrants) living in the Kashmir valley and having domicile certificate are eligible under this category.

## 2.1 Step No. 3 - HOME DISTRICT DETAILS: -

The candidate needs to select the district and taluka where he/she passed the tenth examinations. For those who have passed the SSC examination, they need to provide the name and address of the school. After entering the details, click on the "Save and Proceed" button below.

**Home District Details**

Your Type of Candidature : Maharashtra State Candidature Type A

> Read all the details carefully and claim by clicking on the following field and then click on 'Save and Proceed'.

Select District from which Candidate has Passed SSC\*  
एस. एस. सी. /इयत्ता दहावी परीक्षा उत्तीर्ण झाल्याचे ठिकाण ज्या जिल्हा क्षेत्रात येते तो जिल्हा

Select District  
Select District

Select Taluka from which Candidate has Passed SSC\*  
एस. एस. सी. /इयत्ता दहावी परीक्षा उत्तीर्ण झाल्याचे ठिकाण ज्या तालुका क्षेत्रात येते तो तालुका

Select Taluka  
Select Taluka

Enter Your SSC School Name and Address\*  
एस. एस. सी. /इयत्ता दहावी परीक्षा उत्तीर्ण झालेल्या शाळेचे नाव व पत्ता

Enter School Name and Address

Your Home District / आपसा मूळ जिल्हा

**Instructions :-**

> You are required to scan and upload Statement of Marks or Certificate of Passing of Std. 10th. / एसएससी (इयत्ता दहावी) गुणपत्रिका/प्रमाणपत्र यांची प्रत प्रणालीमध्ये अपलोड करणे आवश्यक

**Save and Proceed** **Back**

## 2.2 Step No. 4 - RESERVATION DECISION: -

The candidate needs to select the category he/she belong to. If the candidate wishes to apply under the General category based on economic criteria, they must also upload the necessary documents related to it. If the candidate wishes to apply under a reserved category, they must select the appropriate category and provide the necessary supporting documents to claim the reservation.

If the candidate belongs to the Divyang category, they must select the Divyang category.

Similarly, if the candidate's parents belong to the ex-servicemen category, they must select the ex-servicemen category and provide the relevant information. After this, click on the "Save and proceed" button below.

### RESERVATION DETAILS

> Read all the details carefully and claim by clicking on the following field and then click on 'Save and Proceed'.

#### Category Details / प्रवर्ग तपशील

Do you belong to General/Reserved Category / सर्वसाधारण / आरक्षित प्रवर्ग निवडा :

General/सर्वसाधारण  Reserved/आरक्षित

#### Physically Challenged Details / दिव्यांग व्यक्ती तपशील

Do you belong to Physically Challenged / दिव्यांग व्यक्ती तपशील\*

Yes/हो  No/नाही

#### Defence Details / संरक्षण कर्मचारी तपशील

Is Parent a Defence Personnel ? / पालक संरक्षण दलातील कर्मचारी आहे?

Yes/हो  No/नाही

#### Orphan Details / अनाथ तपशील

Are you an Orphan / तुम्ही अनाथ आहात का? \*

Yes  No

#### Important Instructions :

- > The Candidate must be an Indian National.
- > You are required to scan and upload any one of the following document as a proof of Nationality at the time of verification at Facilitation centre.

#### Certificate of the Indian Nationality of the candidate

- > Certificate of the **Indian Nationality** of the candidate (usually issued by the Tehsildar/Executive Magistrate/Dy. Collector of the concerned District/Taluka.)
- > Certificate of the **Indian Passport** in the name of the Candidate, issued by Government Of India.
- > The **School Leaving Certificate** indicating the Nationality of the Candidate as 'Indian' Or The place of birth In India.
- > **Birth Certificate** of the Candidate indicating the place of birth in India.

Save and Proceed

Back





### 2.3 Step No. 5 - QUALIFICATION DETAILS: -

The candidate must provide details of the board from which they have passed the SSC examination.

The candidate shall enter, Year of passing, candidate's name (as per the SSC certificate), mother's name (as per the SSC certificate) and SSC roll number. If his details are matched his marks shall be automatically fetched from the SSC Board. This facility is applicable to the candidates who have passed SSC Board Examination in 2022,2023 S 2024.

If your marks are not fetched, kindly check the details filled above.

If the candidate pursued a technical program during their tenth/SSC, they should provide information about it. Similarly, if the candidate has passed the Intermediate Grade Examination, they should provide information about it. If the candidate has passed the HSC/ITI examination, they must provide information about it. After this, click on the "Save and Proceed" button below.

#### QUALIFICATION DETAILS

**Notes:**  
> The fields marked with (\*) are mandatory.

#### 10th/SSC Marks Details

Name of SSC Board /दहावी बोर्डचे नाव \*:

SSC Passing Year /दहावी उत्तीर्ण वर्ष\*:

SSC Roll No. / Seat No दहावीचा आसन क्रमांक \*:


SSC Technical \*:  Yes  No

Intermediate Grade (Drawing) Status \*:  Yes  No

12th / H.S.C. Status \*:  Not Applicable/Failed  Passed With Science  Passed With MCVC  Passed With Other than Science/MCVC

**Instruction:-**  
> Candidates passing HSC with Science OR HSC with MCVC are eligible to claim the HSC Benefit in Merit.  
> Candidates passed 12th/HSC will have to submit their marksheet at the time of verification at FC.  
> Candidates passed HSC will have to scan and upload their marksheet.

ITI Status / आयटीअय स्थिती \*:  Yes  No





### **Case Type 1: Maharashtra State Board of Secondary and Higher Secondary Education**

Candidates who have registered with Maharashtra State Board 10th std/SSC examination for 2025-revaluation, 2024-revaluation, 2023-revaluation, 2022-revaluation, March-2022, 2023, 2024 and 2025 shall fill their Examination Seat Number in Educational Qualification Details and complete the forms by paying the fees.

If the candidate belongs to a Maharashtra board and other than Maharashtra board then he/she asks to manually enter the marks.

### **Case Type 2: Central Board of Secondary Education, Delhi**

For CBSE Candidates The aggregate mark means the grand total of marks obtained by the candidate, including all subjects as declared in Mark sheet.

In case the result of the candidate is given in terms of grades, such Candidates are required to submit the graded result into the equivalent marks authorized from the concerned institute /Board.

### **Case Type 3: Council for Indian School Certificate Examinations**

Student seeking admission on the basis of Group 1 S Group 2 subjects only, the aggregate marks shall be the grand total of marks in any of the 5 subjects from Group 1 S Group 2 where he/she has scored maximum marks. Student seeking admission on the basis of Group 1, Group 2 S Group 3, aggregate marks shall be the grand total of all subjects from all groups.

In case the result of the candidate is given in terms of grades, such Candidates are required to submit the graded result into the equivalent marks authorized from the concerned institute /Board.

### **Case Type 4: International Baccalaureate**

Candidates passing SSC from other than State Boards or Central Boards shall bring equivalent certificate from Maharashtra State Board of Secondary S Higher Secondary Education (MSBSHSE).

In case the result of the candidate is given in terms of grades, such Candidates are required to submit the graded result into the equivalent marks authorized from the concerned institute /Board.

## 2.4 Step No. 6 - Registration of Personal Information (Fill Personal Details): -

The candidate shall fill the personal information in the following form. He shall fill all details regarding full name, mother's name, date of birth, gender, etc.

If the candidate belongs to the orphan category, details regarding that must be provided.

It is also necessary to provide information about the candidate's family annual income, religion, nationality, etc.

Additionally, if the candidate wishes to apply under the minority category or under the TFWS reservation, they must provide the necessary details.

The candidate must also provide their postal address as well as contact phone number and email ID.

After this, click on the "Save and Proceed" button below.

### Personal Information

Full Name / संपूर्ण नाव \*

Candidate Full Name

Mother Name/ उमेदवाराच्या आईचे नाव \*

Candidate Mother Name

Enter Mother Name as on SSC marksheet.

Date of Birth / जन्मतारीख \*

mm/dd/yyyy

Gender / लिंग \*

Male  Female  Transgender

Annual Family Income (in Rs.) / आपले वार्षिक कौटुंबिक उत्पन्न \*

Do you want to Apply for TFWS (Tuition Fee Waiver Scheme) Seats ? / तुम्हाला टीएफडब्ल्यूएस (शिक्षण शुल्क माफी योजना) जागांसाठी अर्ज करायचा आहे का ? \*

Yes  No

Religion / धर्म \*

Mother Tongue / मातृभाषा \*

### Communication Details

Are you from Urban or Rural Area / आपण शहरी किंवा ग्रामीण क्षेत्राचे आहात ? \*

Rural  Urban

Address / पत्ता \*

State / राज्य \*

Maharashtra

District / जिला \*

Ahilyanagar

Taluka / तालुका \*

Village / गाव \*

PIN / पिन कोड \*

PIN

### Contact Details

Mobile No / मोबाइल नंबर \*

Email ID / ई-मेल आय डी \*

test@gmail.com

Save and Proceed

Back





## 2.5 Step No. 7 - Uploading Candidate's Photograph:

The candidate is required to upload their latest photograph. After clicking on the "Choose File" button, the candidate can successfully upload their photo. After this, click on the "Save and Proceed" button below.



Choose File No file chosen

Save and Proceed




Back

---

Photo format S size of the photo details: can upload a JPG, GIF, or PNG file


## 2.6 Step No. 8 - Upload Scanned Documents. -

- Candidate will have to upload all the relevant documents as per his/her application details. The same documents need to be produced at FC for confirmation if scrutiny type is Physical scrutiny.
- The below mentioned utility shall be used to upload the documents using latest Version of IE, Google Chrome or Mozilla Firefox browser.
- Please click on Submit button after uploading your all Scanned Documents.
- You can pre view Printable Application Form.
- Upload the documents in .jpg or .png or .pdf format (minimum 150 dpi resolution, file size up to 1 MB)

SL NO	List of Documents Required to be uploaded	Select File	Upload	Status	View	Delete
1.	Statement of marks obtained at 10th/SSC or its Equivalent Examination*			×		
2.	School Leaving Certificate after passing Qualifying Examination.			×		
3.	Certificate of the Indian Nationality of the candidate*			×		

I have read all the rules of admission and on understanding these Rules, I have filled this Application Form for consideration of First Year Post SSC Diploma Technical Courses in Engineering/Technology/Architecture Admissions 2026 - 2027

[Save and Proceed](#) [Back](#)





## 2.7 Step No. 9 - Payment of Online Application Fees

Candidates are required to pay the application fees according to the selected social and parallel reservation for admission.

The total fee for the application shall be displayed to the candidates.

To proceed with the online payment, the candidate need to click on the "Proceed To Payment" button.

After that, candidates need to click on the "Proceed" button on the payment gateway page to fill the online fee.

Candidates can choose one of the mediums such as card, net banking, wallet, UPI, or QR code to pay the fee.

### PAYMENT DETAILS

#### Note :

> After successful payment please check your email to get transaction details. Print of the mail has to be submitted as 'Receipt of Online Payment'

Application ID :	DEN26100007
Fee Amount :	₹ 400/-
Payment Information :	First Year Post SSC Diploma Technical Courses in Engineering/Technology/Architecture Admissions 2026 - 2027 Registration Fee

Pay Now

## 2.8 Step No. 11 - Complete Status Login Dashboard

Application Form Registration Status

Your form is Locked

- ✓ Fill Registration Details
- ✓ Select Scrutiny Mode
- ✓ Fill Candidature Type Details
- ✓ Fill Candidature Type Home District
- ✓ Fill Category,PWD & Defence Details
- ✓ Fill Qualification Details
- ✓ Fill Personal Details
- ✓ Upload Photo With Signature
- ✓ Upload Documents
- ✓ Pay Application Fees



### 3.0 Step No. 12 - Printable Application Form

After completion of all the steps, the candidate’s application shall be submitted successfully.

Candidate can print the application form for his reference.

When this application is confirmed by E FC or Physical FC then the acknowledgement of the application form will be generated and will be available in the candidate login.

Only those applications whose acknowledgment is generated, only such applications shall be processed further for admission.

	<b>GOVERNMENT OF MAHARASHTRA</b> Directorate of Technical Education 3, Mahapalika Marg, Post Box 1967, Mumbai- 400001.(M.S.). Printable Application Form for Admission to First Year Post SSC Diploma Technical Courses in Engineering/Technology/Architecture Admissions for the year 2026 - 2027		
Application ID : DEN26100007		Version : 21	
Mode Of Scrutiny : E-Scrutiny			
Alloted e-Facilitation Center(e-FC) Details			
e-FC Code: FC1006	e-FC Name: Government Polytechnic, Murtijapur		
e-FC Officer:	Contact No.: 0		
Alloted on: 14-02-2026 03.35.16 PM			
<b>Personal Details</b>			
Full Name	TEST APPLICATION		
Gender	Male	Date of Birth (DD-MM-YYYY)	08-02-2011
Nationality	Indian	Type of Candidature	Maharashtra State Candidate - Type A
Category	OPEN	Sub Category	Open
Mother Tongue	Hindi	Family Income(₹)	8,00,001 - 9,00,000
Applied For Orphan	No	Religion	Hindu
Religious Minority	N.A	Linguistic Minority	N.A
पिढ्यात(Physically Challenged)	N.A.	Defence Type	N.A.
Applied For EWS	No	Applied for Tuition Fee Waiver Scheme(TFWS)	N.A
District from which candidate has Passed SSC	Ahilyanagar	Home District	Ahilyanagar
<b>Qualification Details</b>			
<b>Examination</b>	<b>Marks Obtained</b>	<b>Marks Out Of</b>	<b>Percentage</b>
SSC Aggregate Marks	88	100	88.00
SSC English Marks	88	100	88.00
SSC Science Marks	78	100	78.00
SSC Mathematics Marks	78	100	78.00

SSC Others Details			
SSC Board	Central Board of Secondary Education, Delhi		
SSC Status	Passed	SSC Passing Year	2025
SSC Seat No	fdhfgghgh	SSC Technical	Yes
HSC Status	Not Applicable / Failed	Pre-Vocational Subject	X3 STORE OPERATIONS ASSISTANT
ITI Status	No	Intermediate Grade (Drawing)	No

Payment Details					
Sr.No.	Payment Date	Total Amount	Bank Reference ID	Payment ID	Transaction Amount
1	18-02-2026 04:36 PM	400 /-	order_SHXPtXcivdOWO5	pay_SHXQ52uwiFMXmT	400 /-

Documents List		
Sr.No.	List of required documents to be submitted at the time of verification in FC	Status
1.	Statement of marks obtained at 10th/SSC or its Equivalent Examination	uploaded
2.	School Leaving Certificate after passing Qualifying Examination.	Not Uploaded
3.	Certificate of the Indian Nationality of the candidate	uploaded

**Note :** As per your selection of scrutiny mode[e-Scrutiny Mode] - Your application will be processed by the allocated eFC. In case of any discrepancy in the application form the list of discrepancies will be visible in your login dashboard.

**Declaration:** I have read all the rules of admission and on understanding these Rules, I have filled this Application Form for consideration of submission of Application Form at FC for the admission to First Year Post SSC Diploma Technical Courses in Engineering/Technology/Architecture Admissions 2026 - 2027. The information given by me in this application is true to the best of my knowledge & belief. If at later stage, it is found that I have furnished wrong information and/or submitted false certificate(s), I am aware that my admission stands cancelled and fees paid by me will be forfeited. Further I will be subject to legal and/or penal action as per the provisions of the law.

Date 18-02-2026			
Place		Signature of the Candidate (TEST APPLICATION)	
Last modified by	DEN26100007	Printed On	18-02-2026
Last modified on	18-02-2026	Printed By	DEN26100007



Print







## 3.1 CHANGE SELF PASSWORD

- Enter Old Password
- Enter New Password
- The password must be between 7 to 15 characters which contain at least one numeric digit and a special character. Ex- yourpass@37
- Re-Enter New Password

## 3.2 FEEDBACK ON ADMISSION PORTAL

FEEDBACK ON ADMISSION PORTAL/प्रवेश पोर्टलवर अभिप्राय

**Notes:-**

Once the feedback is saved and all points are rated, the user will not be able to make the changes.

Rating : 1 to 10 ( 1 - Poor, 10 - Excellent)

Provide your remark/suggestion for future improvement [ Text box - 2000 characters]/भविष्यातील सुधारणांसाठी तुमची टिप्पणी/सूचना द्या [मजकूर बॉक्स - 2000 वर्ण]

Submit