

Report of Student Satisfaction Survey (March 2021)

We have forwarded Online student questionnaire to MBA I year and MBA II year student in March 2021.

Student Satisfaction Survey (SSS) is one of the mandatory criteria set by National Assessment and Accreditation Council (NAAC).

It is also a pre qualifier for Assessment and Accreditation of the institution. From 2017 onwards the NAAC has endeavoured to conduct a Student Experience Survey, the results of which will go into the accreditation process.

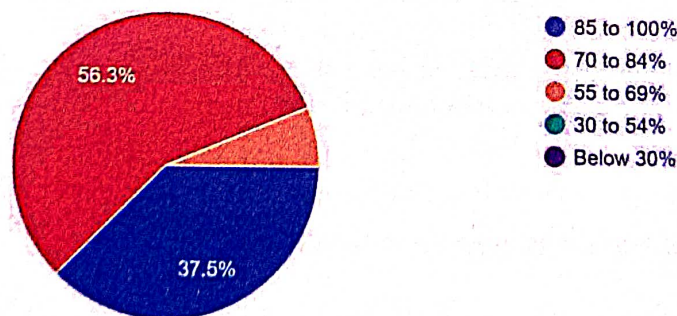
The Survey includes 21 competency based questions, responses to which are given anonymously by students of the institution. This survey corresponds to an institute level feedback on learning experience.

We implemented SSS on-line through Google forms during the month of March 2021.

Student Satisfaction Survey-Analysis Report

1. How much of the syllabus was covered in the class?

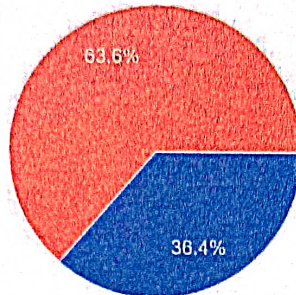
32 responses



Interpretation: Majority of Students (90%) are of the opinion that more than 70% of the syllabus was covered in the class.

2. How well did the teachers prepare for the classes?

33 responses

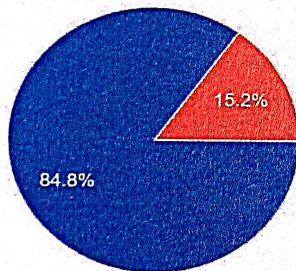


- Thoroughly
- Satisfactorily
- Poorly
- Indifferently
- Won't teach at all

Interpretation: 100% students are of the opinion that teacher's thoroughly prepare for classes satisfactorily.

3. How well were the teachers able to communicate?

33 responses

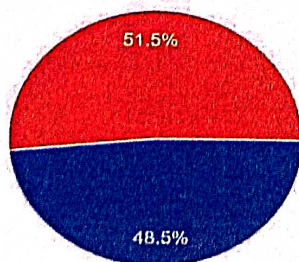


- Always effective
- Sometimes effective
- Just satisfactorily
- Generally ineffective
- Very poor communication

Interpretation: 84.8 % Students said that teacher's always effectively communicate in their classes whereas only 15.2% students are of the opinion that teacher's communication is sometimes effective.

4. The teacher's approach to teaching can best be described as

33 responses

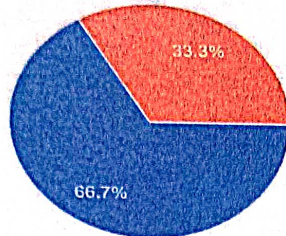


- 4 - Excellent
- 3 - Very good
- 2 - Good
- 1 - Fair
- 0 - Poor

Interpretation: Majority of Students (48.5%) mentioned that teacher's approach to teaching is excellent whereas 51.5% students said that teacher's approach to teaching is very good.

5. Fairness of the internal evaluation process by the teachers.

33 responses

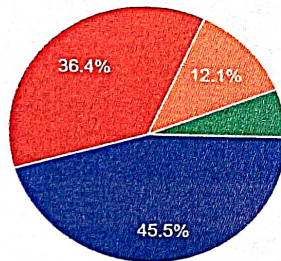


- 4 - Always fair
- 3 - Usually fair
- 2 - Sometimes unfair 1 - Usually unfair
- 0 - Unfair
- Option 5

Interpretation: Majority of Students (66.7%) opinioned internal evaluation by the teachers is always fair whereas 33.3% students are of the opinion that internal evaluation by the teachers is usually fair.

6. Was your performance in assignments discussed with you?

33 responses

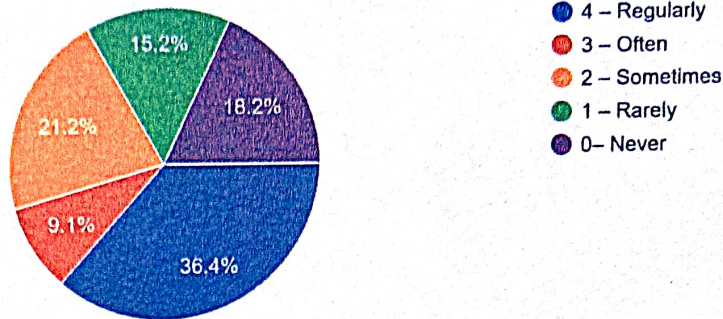


- 4 - Every time
- 3 - Usually
- 2 - Occasionally/Sometimes
- 1 - Rarely
- 0 - Never

Interpretation: 45.5% students said that every time performance discussion is done with them. Whereas 36.4% students said usually performance discussion is done.

7. The institute takes active interest in promoting internship, student exchange, field visit opportunities for students.

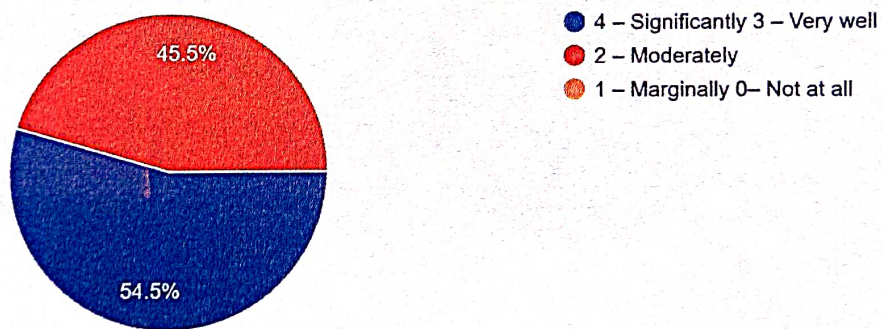
33 responses



Interpretation: Majority of Students (36.4%) mentioned that the Institute takes active interest in promoting internship, student exchange, field visit opportunities for students. Whereas 9.1% students said that institute takes interest in the above mentioned activities often and the rest mentioned the frequency of initiatives taken for internships and field visits were less.

8. The teaching and mentoring process in your institution facilitates you in cognitive, social and emotional growth.

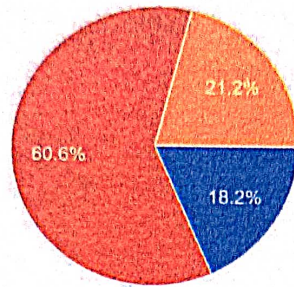
33 responses



Interpretation: Majority of Students (54.5 %) said that the teaching and mentoring process in the institute significantly facilitates student’s cognitive, social and emotional growth, whereas 45.5% students said it moderately facilitates student’s cognitive, social and emotional growth.

9. The institution provides multiple opportunities to learn and grow.

33 responses

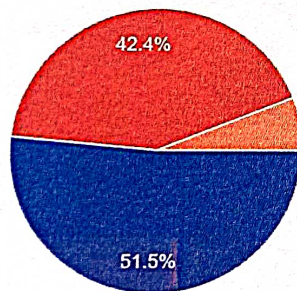


- 4 - Strongly agree
- 3 - Agree
- 2 - Neutral
- 1 - Disagree
- 0 - Strongly disagree

Interpretation: 60.6% students agreed that institute provides multiple opportunities to learn and grow whereas 18.2 % strongly agreed on the same. And rest were Neutral.

10. Teachers inform you about your expected competencies, course outcomes and programme outcomes.

33 responses

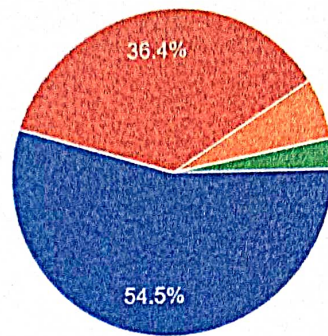


- 4 - Every time
- 3 - Usually
- 2 - Occasionally/Sometimes
- 1 - Rarely
- 0 - Never
- Option 5

Interpretation: Majority of Students (51.5%) opined that almost every time teachers inform about expected competencies, course outcomes and programme outcomes to students whereas 42.4% students are of the opinion that teacher's occasionally/sometimes inform about.

11. Your mentor does a necessary follow-up with an assigned task to you.

33 responses

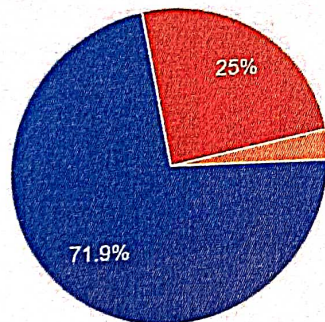


- 4 – Every time
- 3 – Usually
- 2 – Occasionally/Sometimes
- 1 – Rarely
- 0 – I don't have a mentor

Interpretation: 54.5% students are of the opinion that student's mentor take necessary follow-up with an assigned task to students whereas 36.4% students said usually mentor take necessary follow-up.

12. The teachers illustrate the concepts through examples and applications.

32 responses

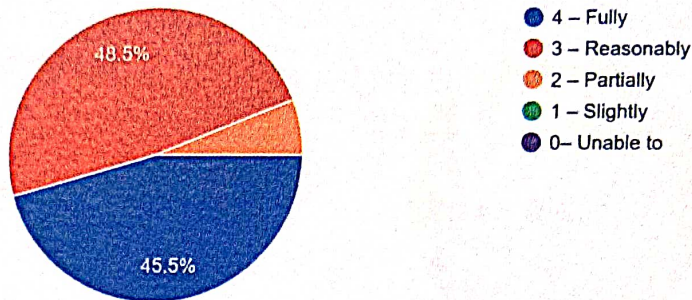


- 4 – Every time
- 3 – Usually
- 2 – Occasionally/Sometimes
- 1 – Rarely
- 0 – Never
- Option 6

Interpretation: Majority of Students (71.9%) mentioned that almost every time teachers illustrate the concepts through examples and applications whereas 25% said that almost usually teachers illustrate the concepts through examples and applications

13. The teachers identify your strengths and encourage you with providing right level of challenges.

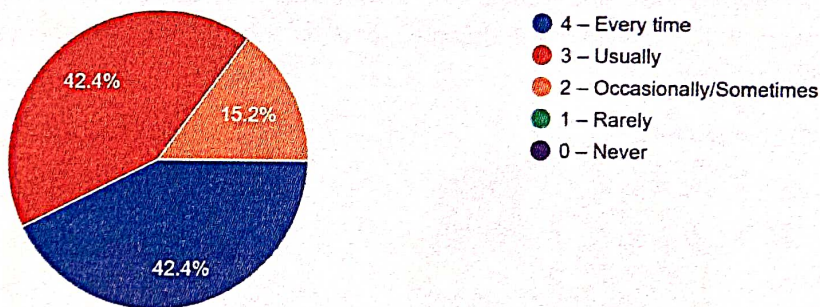
33 responses



Interpretation: 48.4% students said that teachers fully identify student's strengths and encourage them with providing right level of challenges. Whereas 45.2% students said that teachers reasonably identify student's strengths and encourage them with providing right level of challenges.

14. Teachers are able to identify your weaknesses and help you to overcome them.

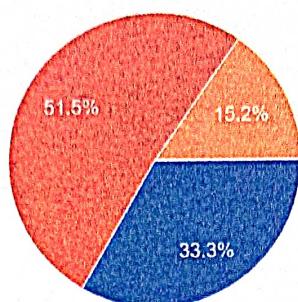
33 responses



Interpretation: 42.4% students said that every time teachers are able to identify student's weaknesses and help them to overcome them whereas 42.4% students said that usually teachers are able to identify student's weaknesses and help them to overcome them and only 15.2% students showed neutral response for the same.

15. The institution makes effort to engage students in the monitoring, review and continuous quality improvement of the teaching learning process.

33 responses

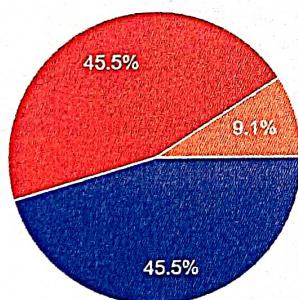


- 4 - Strongly agree
- 3 - Agree
- 2 - Neutral
- 1 - Disagree
- 0 - Strongly disagree

Interpretation: Majority of students (51.5%) agreed that institute makes effort to engage students in the monitoring, review and continuous quality improvement of the teaching learning process. whereas 33.3 % strongly agreed on the same and only 15.2% students showed neutral response for the same.

16. The institute/ teachers use student centric methods, such as experiential learning, participative learning and problem solving methodologies for enhancing learning experiences.

33 responses

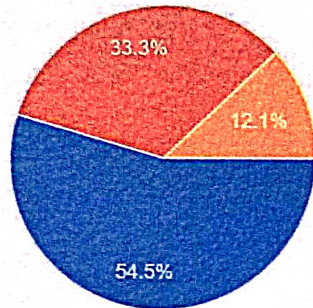


- 4 - To a great extent
- 3 - Moderate
- 2 - Some what
- 1 - Very little
- 0 - Not at all

Interpretation: 45.5 % Students opined that institute/ teachers use student centric methods, such as experiential learning, participative monitoring and problem solving methodologies for enhancing learning experiences to a great extent, whereas 45.5% said that institute/ teachers moderately uses the abovementioned methodologies for enhancing learning experiences.

17. Teachers encourage you to participate in extracurricular activities.

33 responses

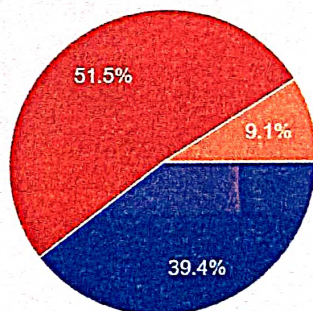


- 4 - Strongly agree
- 3 - Agree
- 2 - Neutral
- 1 - Disagree
- 0 - Strongly disagree

Interpretation: Majority of students (54.5%) strongly agreed that teachers encourage students to participate in extracurricular activities whereas 33.3 % students agreed on the same while only 12.1% students showed neutral response for the same.

18. Efforts are made by the institute/ teachers to inculcate soft skills, life skills and employability skills to make you ready for the world of work.

33 responses

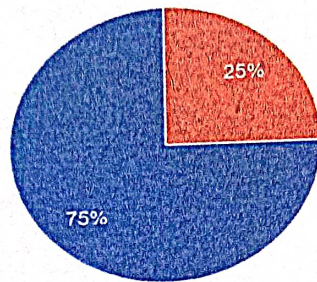


- 4 - To a great extent
- 3 - Moderate
- 2 - Some what
- 1 - Very little
- 0 - Not at all

Interpretation: 39.4 % Students opined that efforts are made by institute/ teachers to a great extent to inculcate soft skills, life skills and employability skills to make students ready for the world of work, Whereas 51.5% said it is moderately done by institute/teachers.

19. What percentage of teachers use ICT tools such as LCD projector, Multimedia, etc. while teaching.

32 responses

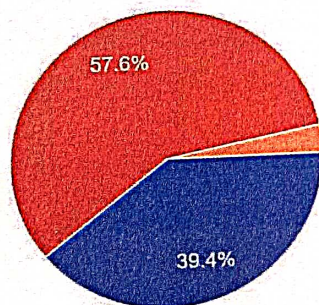


- 4 – Above 90%
- 3 – 70 – 89%
- 2 – 50 – 69%
- 1 – 30 – 49%
- 0 – Below 29%

Interpretation: Majority of Students (75%) are of the opinion that teachers usage of ICT tools such LCD projector, multimedia etc while teaching is almost above 90% whereas 25% students said that the usage of the same is between 70-89%.

20. The overall quality of teaching-learning process in your institute is very good.

33 responses



- 4 – Strongly agree
- 3 – Agree
- 2 – Neutral
- 1 – Disagree
- 0 – Strongly disagree
- Option 6

Interpretation: Majority of students 57.6% agreed that the overall quality of teaching-learning process in the institute is very good whereas 39.4% students strongly agreed on the same.

21. Give three observation / suggestions to improve the overall teaching – learning experience in your institution.

Interpretation: Based on the responses given by students to the open ended question on student’s observations/ suggestions for the improvement in the overall teaching-learning experience in the institute, following areas are highlighted:

- arrangement of industrial visits for more practical insights
- More of practical and real life based approach in teaching is expected.

The observations/ outcome of SSS is summarized as follows:

1. Observations suggests that number of activities for life skills and soft skills to be increased
2. Teacher's approach to teaching and teacher's preparation, communication, use of appropriate teaching pedagogy and fairness of internal evaluation was found to be appreciated.
3. Students appreciated institutes efforts in academics and counselling.
4. Student appreciated the various activities undertaken by institute such as Outbound program, Launchpad, Task force activity and Epoch.

Following are some suggestions are given by students during the Student Satisfaction Survey (March 2021):

1. Institute should organize Industry visits (In Nasik–Local level and Outside Nashik)
2. Institute majorly focuses and emphasises on academics, it should also focus on extracurricular activities. Some time should be allotted for sports activities, gym and for MET world of Music.
3. Institute should reduce emphasis on Attendance (Too much discipline)

The Report will be discussed in the next governing council meeting and CDC meeting.

