

Report of Student Satisfaction Survey (2023-24)

We have forwarded Online student questionnaire to MBA students in June 2024.

Student Satisfaction Survey (SSS) is one of the mandatory criteria set by National Assessment and Accreditation Council (NAAC).

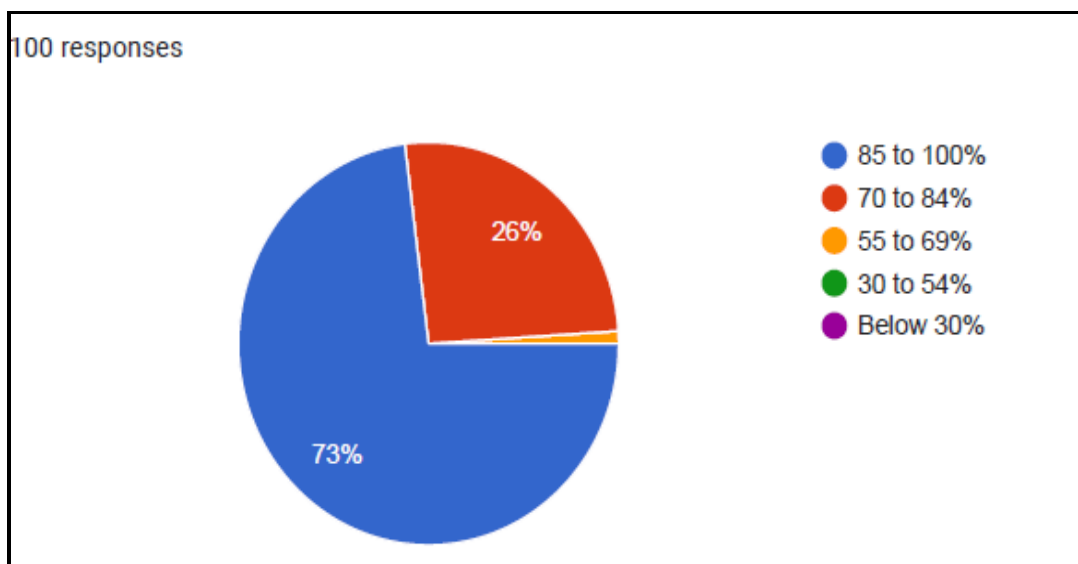
It is also a pre qualifier for Assessment and Accreditation of the institution. From 2017 onwards the NAAC has endeavoured to conduct a Student Experience Survey, the results of which will go into the accreditation process.

The Survey includes 21 competency based questions, responses to which are given anonymously by students of the institution. This survey corresponds to an institute level feedback on learning experience.

We implemented SSS on-line through Google forms during the month of June 2024

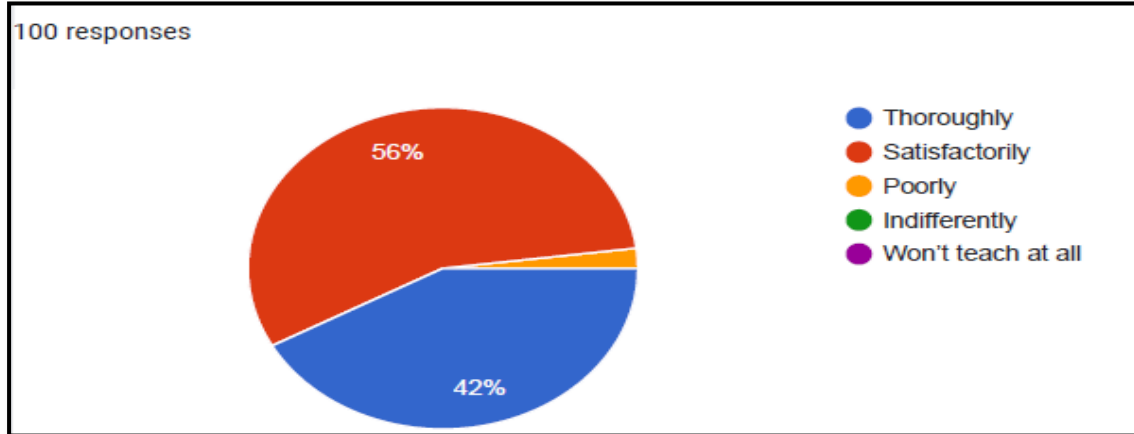
Student Satisfaction Survey-Analysis Report 2023-24

1. Syllabus Covered in the Class:



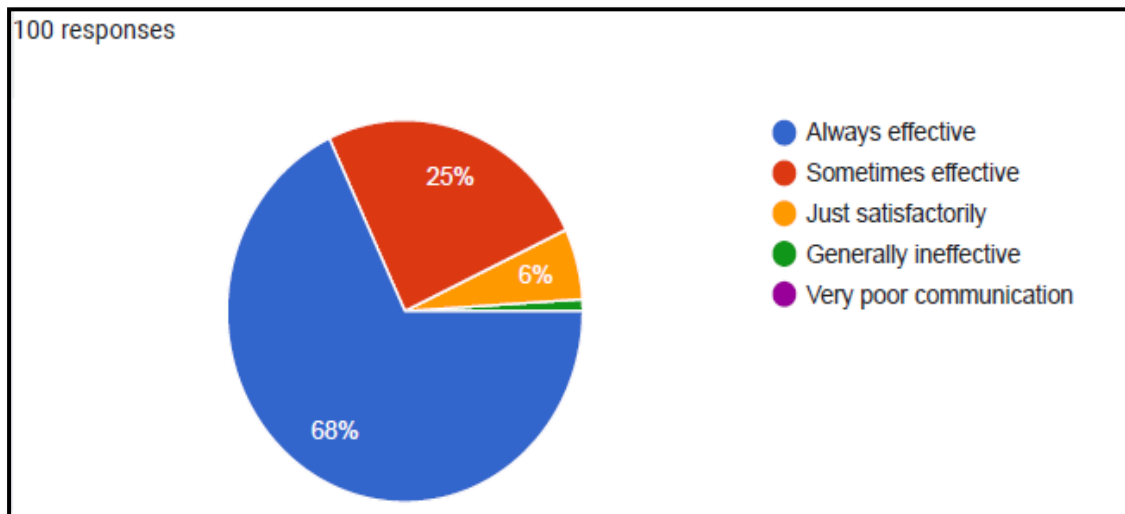
Interpretation: Out of the total respondents, majority of Students (73%) said that syllabus was covered about 85 to 100% whereas only 26 % students are of the opinion that 70-84% syllabus majorly was covered in the class in proper way.

2. Teachers Preparation for the classes:



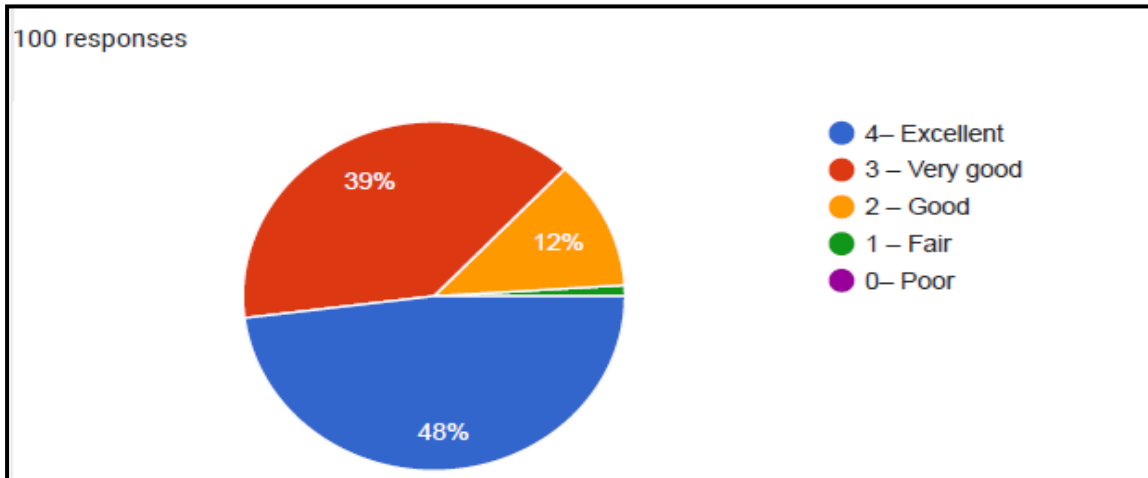
Interpretation: Out of the total respondents, majority of Students (42%) are of the opinion that teacher's thoroughly prepare for classes whereas 56% students are satisfied with teacher's preparing for classes.

3. Teachers ability to Communicate



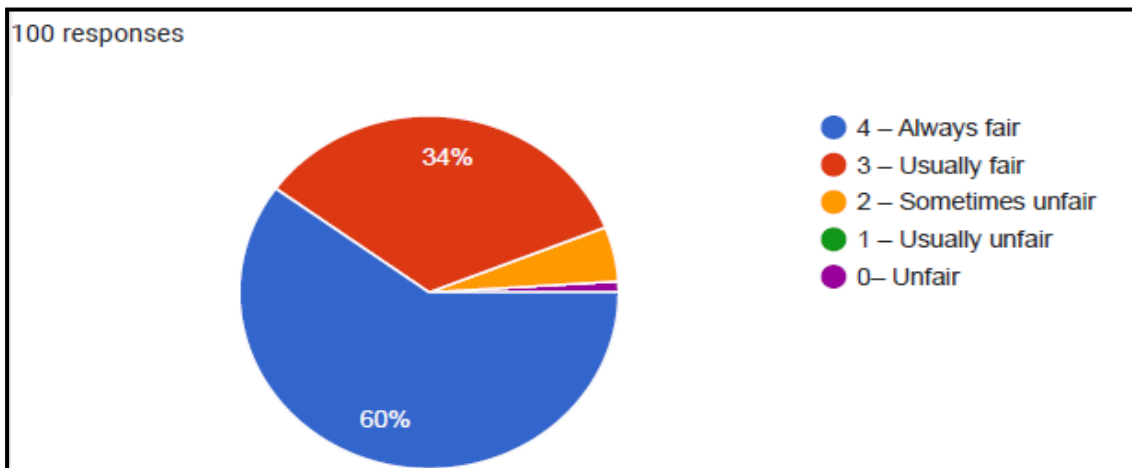
Interpretation: Out of the total respondents, majority of Students (68%) said that teacher's always effectively communicate in their classes whereas only 25% students are of the opinion that teacher's communication is somewhat effective.

4. Teachers approach to teaching can best be described as



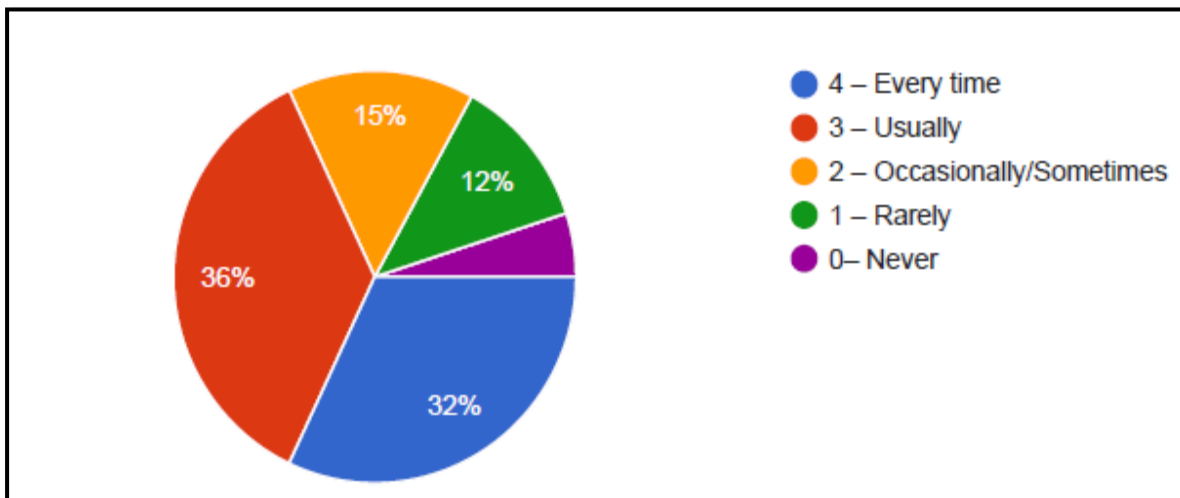
Interpretation: Out of the total respondents, majority of Students (48%) opinioned that teacher's approach to teaching is excellent whereas 39% students said that teacher's approach to teaching is very good.

5. Fairness of the internal evaluation process by the teachers



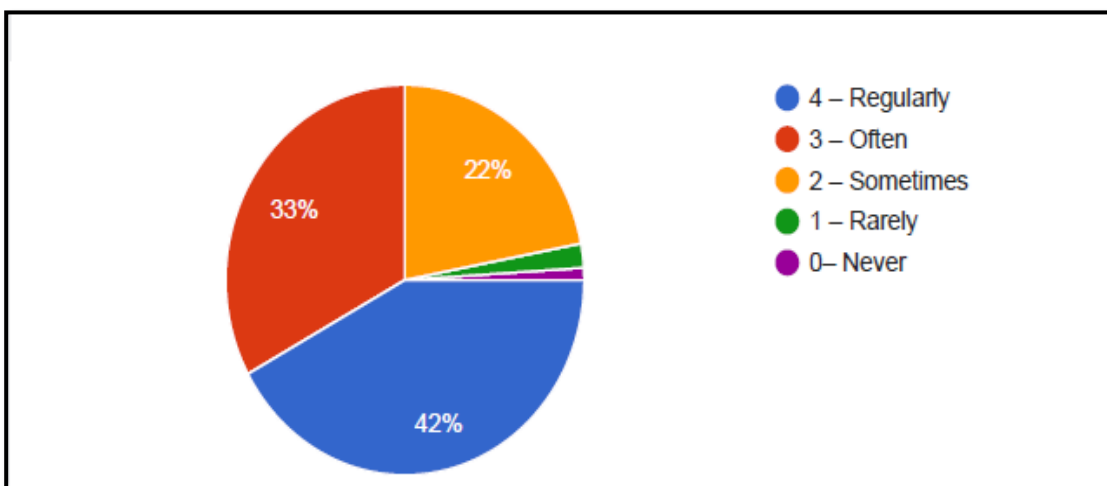
Interpretation: Out of the total respondents, majority of Students (60%) opinioned internal evaluation by the teachers is always fair whereas 34% students are of the opinion that internal evaluation by the teachers is usually fair.

6. Discussion of your performance in assignments with you



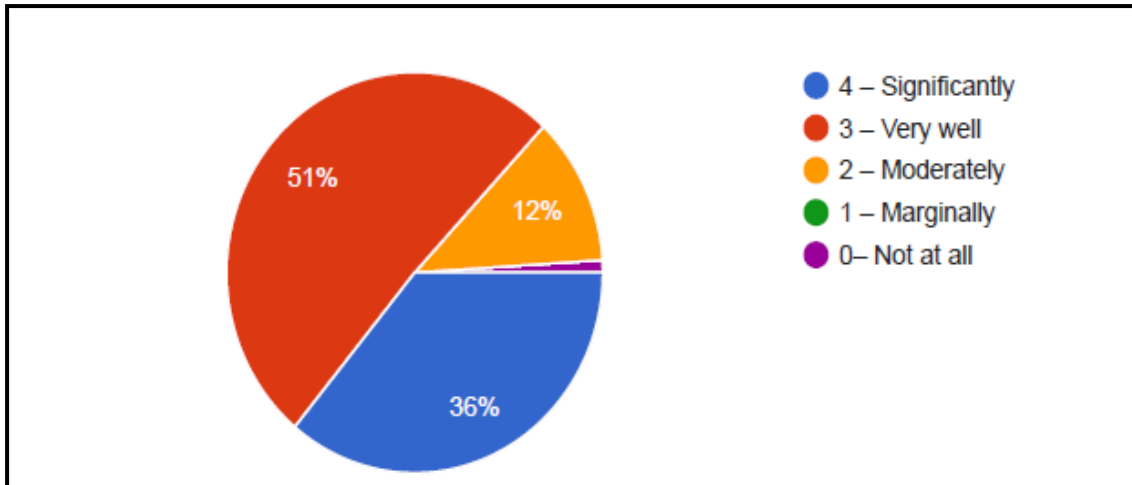
Interpretation: Out of the total 100 respondents, majority of Students 32 % students said that every time their performance in assignments is discussed with them whereas 36% students said usually their performance in assignments is discussed with them.

7. The institute takes active interest in promoting internship, student exchange, field visit opportunities for students



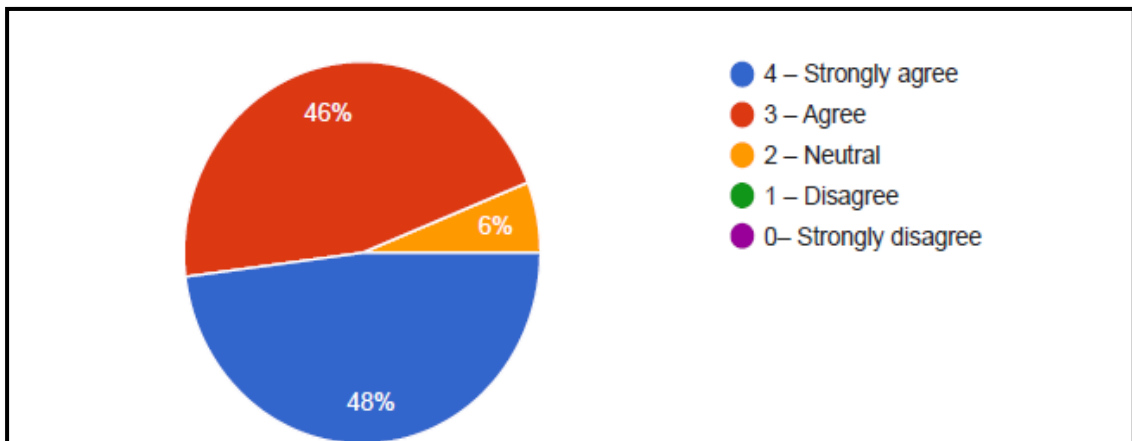
Interpretation: Out of the total respondents, majority of Students (42%) opinioned that the Institute regularly takes active interest in promoting internship, student exchange, field visit opportunities for students. Whereas 33% students said that institute takes interest in the abovementioned activities often and 22% respondents said sometimes it takes active interest.

8. The teaching and mentoring process in your institution facilitates you in cognitive, social and emotional growth



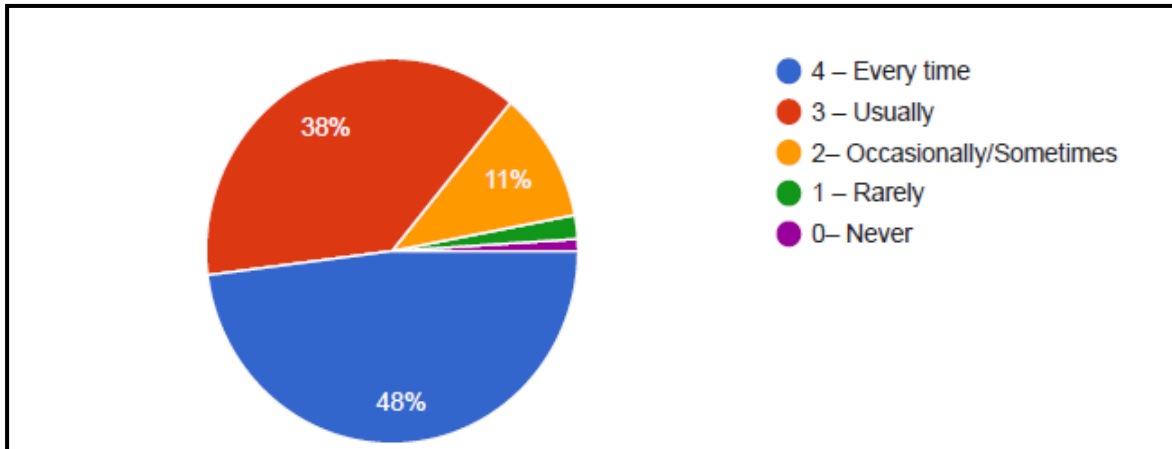
Interpretation: Out of the total 100 respondents, majority of Students (51%) said that the teaching and mentoring process in the institute very well facilitates student’s cognitive, social and emotional growth, whereas 36% students said it significantly facilitates student’s cognitive, social and emotional growth.

9. The institution provides multiple opportunities to learn and grow



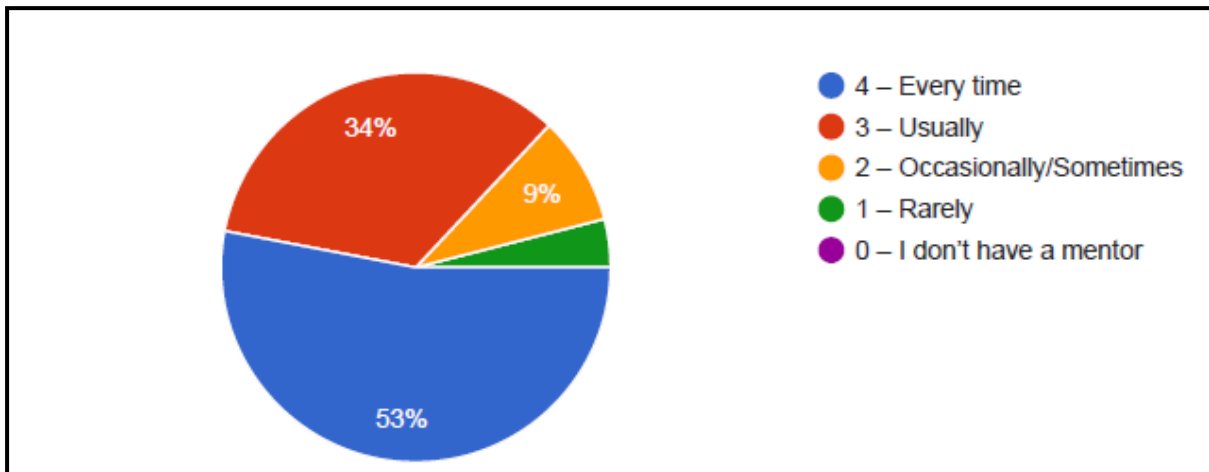
Interpretation: Out of the total respondents, majority of Students 48 % students strongly agreed that institute provides multiple opportunities to learn and grow whereas 46 % agreed on the same.

10. Teachers inform you about your expected competencies, course outcomes and programme outcomes



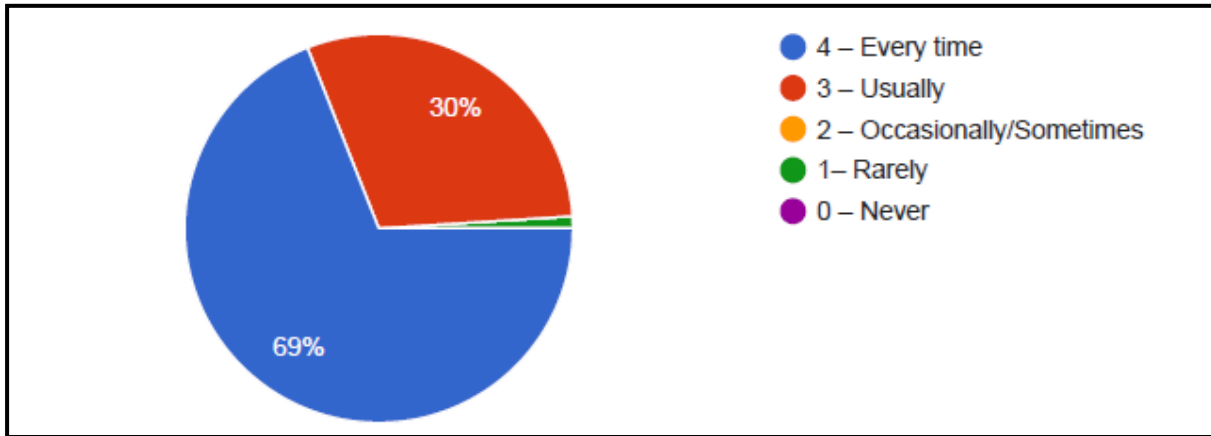
Interpretation: Out of the total respondents, majority of Students (48%) opinioned that almost every time teachers inform about expected competencies, course outcomes and programme outcomes to students whereas 38% students are of the opinion that teachers usually inform expected competencies, course outcomes and programme outcomes.

11. Your mentor does a necessary follow-up with an assigned task to you



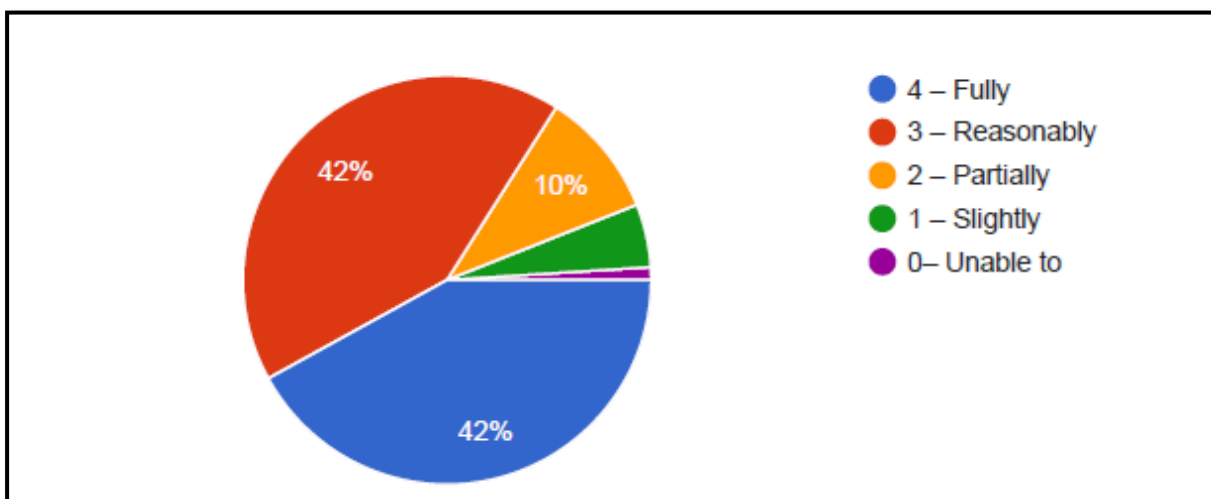
Interpretation: Out of the total 100 respondents, majority of Students (53%) are of the opinion that student's mentor every time take necessary follow-up with an assigned task to students whereas 34% students said usually mentor take necessary follow-up.

12. The teachers illustrate the concepts through examples and applications



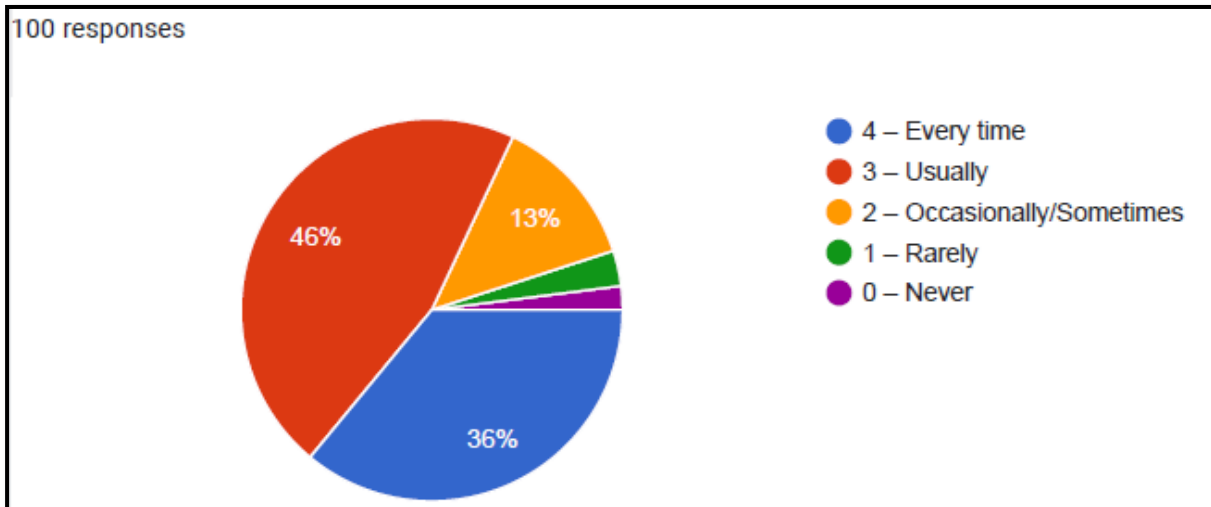
Interpretation: Out of the total respondents, majority of Students (69%) opined that almost every time teachers illustrate the concepts through examples and applications whereas 30% said that almost usually teachers illustrate the concepts through examples and applications.

13. The teachers identify your strengths and encourage you with providing right level of challenges



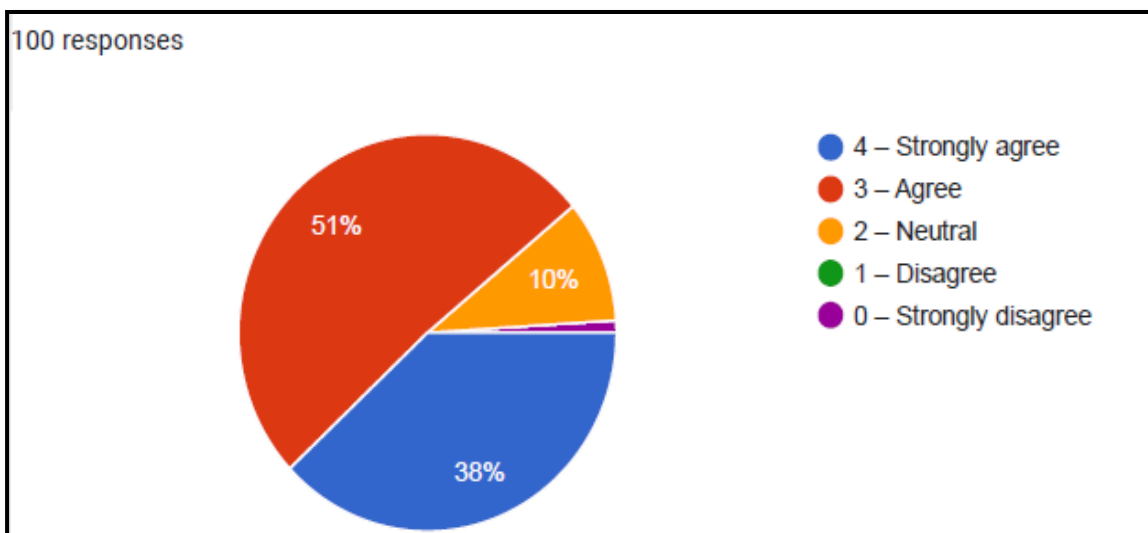
Interpretation: Out of the total respondents, majority of Students (42%) said that teachers fully and reasonably identify student’s strengths and encourage them with providing right level of challenges. Whereas 10% students said that teachers partially identify student’s strengths and encourage them with providing right level of challenges.

14. Teachers are able to identify your weaknesses and help you to overcome them



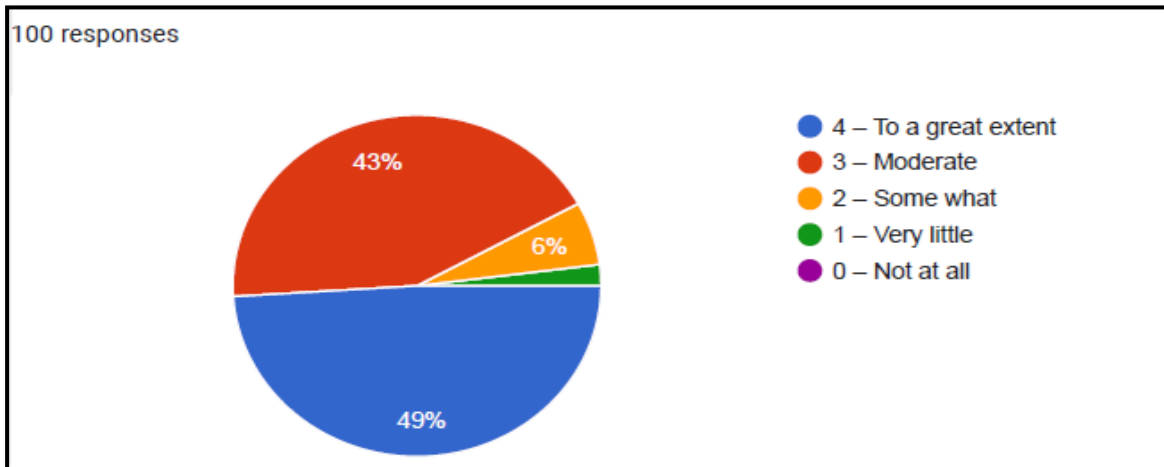
Interpretation: Out of the total 100 respondents, majority of Students (46%) said that usually teachers are able to identify student’s weaknesses and help them to overcome them whereas 36% students said that every time teachers are able to identify student’s weaknesses and help them to overcome them and only 13% students said that teachers are able to identify student’s weaknesses and help them to overcome them only sometimes/occasionally.

15. The institution makes effort to engage students in the monitoring, review and continuous quality improvement of the teaching learning process



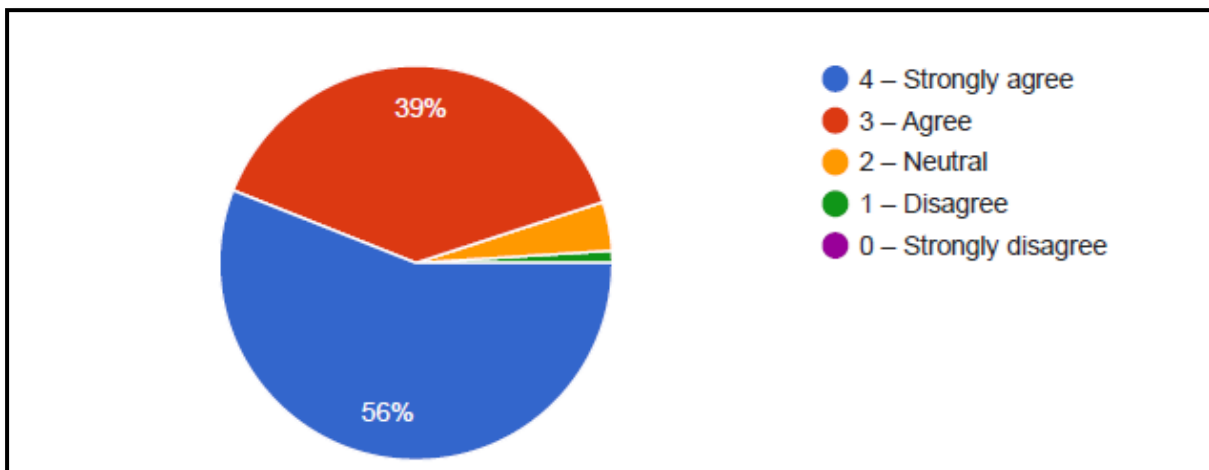
Interpretation: Out of the total respondents, majority of Students (51%) agreed that institute makes effort to engage students in the monitoring, review and continuous quality improvement of the teaching learning process. whereas 38% students strongly agreed on the same and only 10% students showed neutral response for the same.

16. The institute/ teachers use student centric method, such as experiential learning, participative learning and problem solving methodologies for enhancing learning experiences



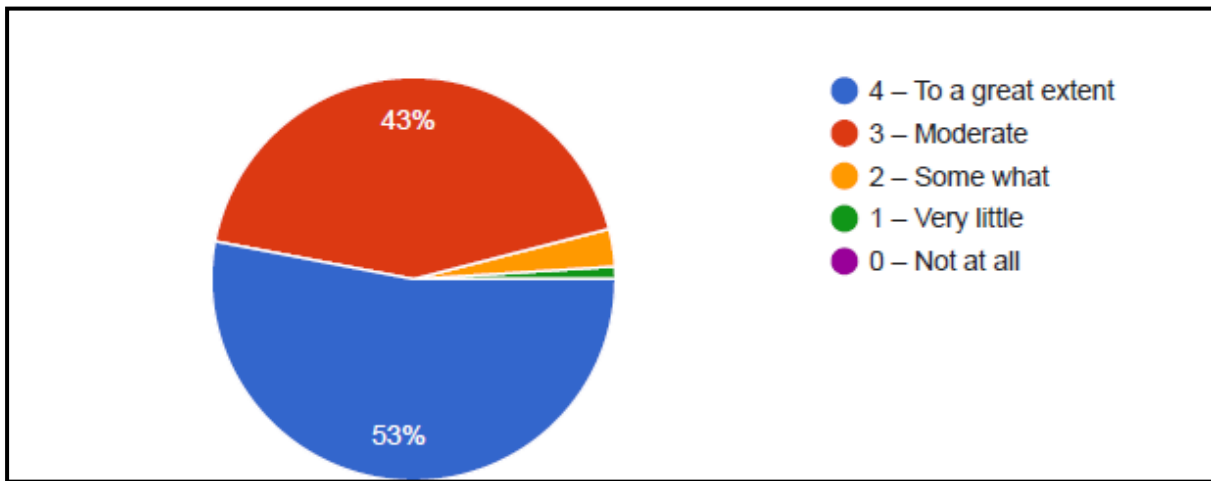
Interpretation: Out of the total respondents, majority of Students (49%) opinioned that institute/ teachers use student centric methods, such as experiential learning, participative monitoring and problem solving methodologies for enhancing learning experiences to a great extent, whereas 43% said that institute/ teachers moderately uses the abovementioned methodologies for enhancing learning experiences.

17. Teachers encouragement to you for participate in extracurricular activities



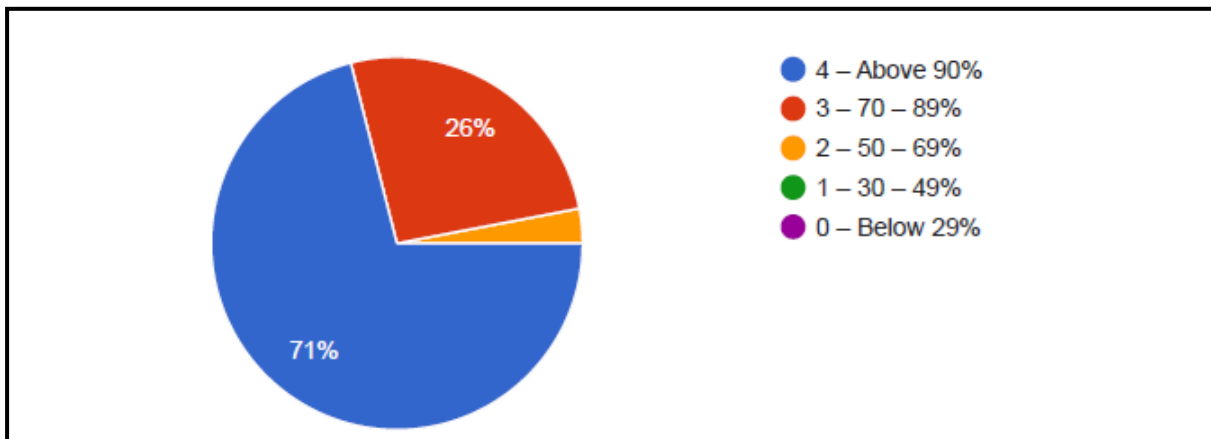
Interpretation: Out of the total respondents, majority of Students (56%) strongly agreed that teachers encourage students to participate in extracurricular activities whereas 39% students agreed on the same.

18. Efforts are made by the institute/ teachers to inculcate soft skills, life skills and employability skills to make you ready for the world of work



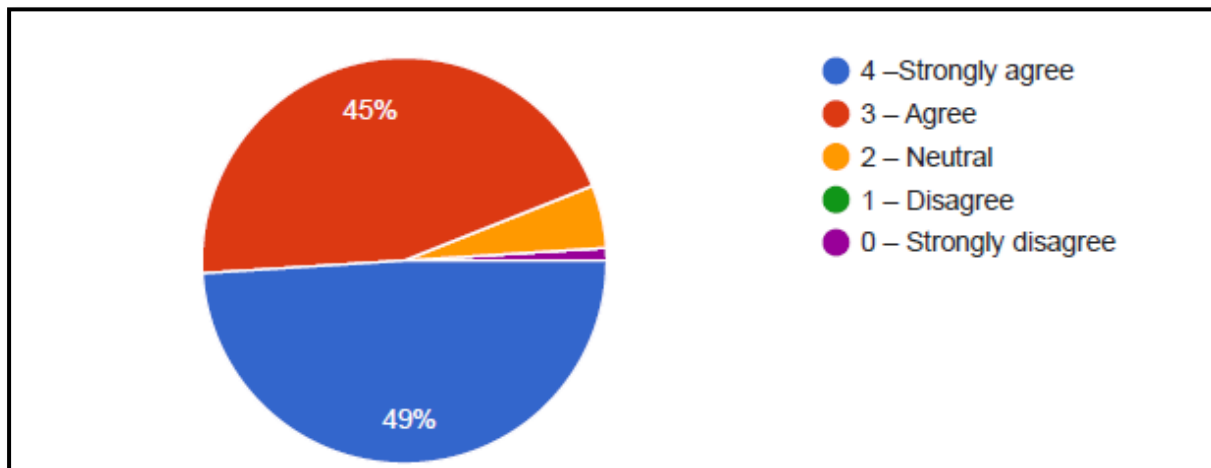
Interpretation: Out of the total respondents, majority of Students (53%) opined that efforts are made by institute/ teachers to a great extent to inculcate soft skills, life skills and employability skills to make students ready for the world of work, whereas 43% students said it is moderately done by institute/teachers.

19. Percentage of teachers using ICT tools such as LCD projector, Multimedia, etc. while teaching



Interpretation: Out of the total 100 respondents, majority of Students (71%) are of the opinion that teacher’s usage of ICT tools such LCD projector, multimedia etc while teaching is almost above 90% whereas 26% students said that the usage of the same is between 70-89%.

20. The overall quality of teaching-learning process in your institute is very good



Interpretation: Out of the total respondents, majority of Students (49%) strongly agreed that the overall quality of teaching-learning process in the institute is very good whereas 45% agreed on the same.

21. Give three observations / suggestions to improve the overall teaching – learning experience in your institution.

Interpretation:

Based on the responses given by students to the open ended question on student's observations/ suggestions for the improvement in the overall teaching-learning experience in the institute, following areas are highlighted:

- Arrangement of more Practical Learning Opportunities and Industry Visits
- Number of sessions from industry experts to be increased for more practical insights
- Students expect institute to provide certification, Skill development Workshops and Programs.
- More Exposure of extracurricular and co-curricular events where students will get more chance to participate in organizing and managing the events.

The Summary of observations/ outcome of SSS are as follows:

1. Students highly appreciated teacher's approach to teaching and teacher's preparation, communication, support and Guidance, use of appropriate teaching pedagogy and fairness of internal evaluation in the survey.
2. Students highly appreciated usage of student centric methods, such as experiential learning, participative monitoring and problem solving methodologies for enhancing learning experiences largely.
3. Student appreciated the various activities undertaken by institute such as Outbound program, Launchpad, Task force activity and Epoch.
4. Students highly appreciated the overall quality of teaching-learning process in the institute as very good.

Following are some of the Suggestions given by the students during the Student satisfaction survey:

1. Institute should arrange more Skill development Workshops and Programs
2. Institute should give more exposure of extracurricular and co-curricular events where students will get more chance to participate in organizing and managing the events.
3. Institute should arrange for more industry interactions for more practical insights as well as revision sessions should also be taken for certain subjects.
4. It is also suggested by students to arrange more Practical Learning Opportunities and Industry Visits.

The Report will be discussed in IQAC, Governing Counsell and CDC meetings to take actions for improvements based on the feedback.



A handwritten signature in blue ink, appearing to read "Nilesh Berad".

Dr. Nilesh Berad
Director

Director
MET's Institute of Management,
Bhujbal Knowledge City, Adgaon, Nasik-3

MET's, Institute of Management
Bhujbal Knowledge City, Nashik 422003

Action taken Report on feedback conducted in AY 2023-24

Sr. No.	Feedback collected From	Feedback Collected for	Frequency
1	Students	Overall Satisfaction	Once in a Year

1. Summary of Overall Satisfaction of Students:

The analysis shows that the Students highly appreciated teacher's approach to teaching and teacher's preparation, communication, support and Guidance, use of appropriate teaching pedagogy and fairness of internal evaluation in the survey.

- Students have also appreciated the expertise of teachers in their subjects and overall teaching.
- Students highly appreciated usage of student centric methods, such as experiential learning, participative monitoring and problem solving methodologies for enhancing learning experiences largely.
- Student appreciated the various activities undertaken by institute throughout the year. such as Outbound program, Launchpad, Task force activity and Epoch.
- Students highly appreciated the overall quality of teaching-learning process in the institute as very good.

Based on the students feedback it was figured out that institute needs improvement in the following areas.

- Arrangement of more Practical Learning Opportunities and Industry Visits
- Number of sessions from industry experts to be increased for more practical insights
- Students expect institute to provide certification, Skill development Workshops and Programs.
- More Exposure of extracurricular and co-curricular events where students will get more chance to participate in organizing and managing the events.

Action taken:

1. The report was discussed in IQAC meeting and governing council meetings.
2. It was decided in the IQAC meeting that more number of activities such as field visit opportunities, sessions of experts from industry will be conducted for students.
3. It was decided that certifications, Skill development Workshops and Programs will be arranged for students.
4. It was not possible to incorporate all the suggestions at one time but each suggestion will be implemented in due course of time.



Dr. Nilesh Berad
Director

Director
MET's Institute of Management,
Bhujbal Knowledge City, Adgaon, Nasik-3

Student satisfaction Survey 2023-24

Email *

gauripukale8@gmail.com

A) Please confirm this is the first and only time you answer this survey.

Yes

NO

B) Age: *

21

C) Gender: *

Male

Female

D) Aadhar Number *

477424872006

E) Mobile Number *

9021950320

1. How much of the syllabus was covered in the class? *

- 85 to 100%
- 70 to 84%
- 55 to 69%
- 30 to 54%
- Below 30%

2. How well did the teachers prepare for the classes? *

- Thoroughly
- Satisfactorily
- Poorly
- Indifferently
- Won't teach at all

3. How well were the teachers able to communicate? *

- Always effective
- Sometimes effective
- Just satisfactorily
- Generally ineffective
- Very poor communication

4. The teacher's approach to teaching can best be described as *

- 4- Excellent
- 3 - Very good
- 2 - Good
- 1 - Fair
- 0- Poor

5. Fairness of the internal evaluation process by the teachers. *

- 4 - Always fair
- 3 - Usually fair
- 2 - Sometimes unfair
- 1 - Usually unfair
- 0- Unfair

6. Was your performance in assignments discussed with you? *

- 4 – Every time
- 3 – Usually
- 2 – Occasionally/Sometimes
- 1 – Rarely
- 0– Never

7. The institute takes active interest in promoting internship, student exchange, field visit opportunities for students. *

- 4 – Regularly
- 3 – Often
- 2 – Sometimes
- 1 – Rarely
- 0– Never

8. The teaching and mentoring process in your institution facilitates you in cognitive, social and emotional growth. *

- 4 – Significantly
- 3 – Very well
- 2 – Moderately
- 1 – Marginally
- 0– Not at all

9. The institution provides multiple opportunities to learn and grow. *

- 4 – Strongly agree
- 3 – Agree
- 2 – Neutral
- 1 – Disagree
- 0 – Strongly disagree

10. Teachers inform you about your expected competencies, course outcomes and programme outcomes. *

- 4 – Every time
- 3 – Usually
- 2 – Occasionally/Sometimes
- 1 – Rarely
- 0 – Never

11. Your mentor does a necessary follow-up with an assigned task to you. *

- 4 – Every time
- 3 – Usually
- 2 – Occasionally/Sometimes
- 1 – Rarely
- 0 – I don't have a mentor

12. The teachers illustrate the concepts through examples and applications. *

- 4 – Every time
- 3 – Usually
- 2 – Occasionally/Sometimes
- 1 – Rarely
- 0 – Never

13. The teachers identify your strengths and encourage you with providing right level of challenges. *

- 4 – Fully
- 3 – Reasonably
- 2 – Partially
- 1 – Slightly
- 0 – Unable to

14. Teachers are able to identify your weaknesses and help you to overcome them. *

- 4 – Every time
- 3 – Usually
- 2 – Occasionally/Sometimes
- 1 – Rarely
- 0 – Never

15. The institution makes effort to engage students in the monitoring, review and continuous quality improvement of the teaching learning process. *

- 4 – Strongly agree
- 3 – Agree
- 2 – Neutral
- 1 – Disagree
- 0 – Strongly disagree

16. The institute/ teachers use student centric methods, such as experiential learning, participative learning and problem solving methodologies for enhancing learning experiences. *

- 4 – To a great extent
- 3 – Moderate
- 2 – Some what
- 1 – Very little
- 0 – Not at all

17. Teachers encourage you to participate in extracurricular activities. *

- 4 – Strongly agree
- 3 – Agree
- 2 – Neutral
- 1 – Disagree
- 0 – Strongly disagree

18. Efforts are made by the institute/ teachers to inculcate soft skills, life skills and employability skills to make you ready for the world of work. *

- 4 – To a great extent
- 3 – Moderate
- 2 – Some what
- 1 – Very little
- 0 – Not at all

19. What percentage of teachers use ICT tools such as LCD projector, Multimedia, etc. while teaching. *

- 4 – Above 90%
- 3 – 70 – 89%
- 2 – 50 – 69%
- 1 – 30 – 49%
- 0 – Below 29%

20. The overall quality of teaching-learning process in your institute is very good. *

- 4 – Strongly agree
- 3 – Agree
- 2 – Neutral
- 1 – Disagree
- 0 – Strongly disagree

21. Give three observation / suggestions to improve the overall teaching – learning experience in your institution.

This form was created inside of Mumbai Educational Trust.

Google Forms

Student satisfaction Survey 2023-24

Email *

shravanisuryawanshi_iom23@bkc.met.edu

A) Please confirm this is the first and only time you answer this survey.

Yes

NO

B) Age: *

21

C) Gender: *

Male

Female

D) Aadhar Number *

394860881514

E) Mobile Number *

7972909713

1. How much of the syllabus was covered in the class? *

- 85 to 100%
- 70 to 84%
- 55 to 69%
- 30 to 54%
- Below 30%

2. How well did the teachers prepare for the classes? *

- Thoroughly
- Satisfactorily
- Poorly
- Indifferently
- Won't teach at all

3. How well were the teachers able to communicate? *

- Always effective
- Sometimes effective
- Just satisfactorily
- Generally ineffective
- Very poor communication

4. The teacher's approach to teaching can best be described as *

- 4- Excellent
- 3 - Very good
- 2 - Good
- 1 - Fair
- 0- Poor

5. Fairness of the internal evaluation process by the teachers. *

- 4 - Always fair
- 3 - Usually fair
- 2 - Sometimes unfair
- 1 - Usually unfair
- 0- Unfair

6. Was your performance in assignments discussed with you? *

- 4 – Every time
- 3 – Usually
- 2 – Occasionally/Sometimes
- 1 – Rarely
- 0– Never

7. The institute takes active interest in promoting internship, student exchange, field visit opportunities for students. *

- 4 – Regularly
- 3 – Often
- 2 – Sometimes
- 1 – Rarely
- 0– Never

8. The teaching and mentoring process in your institution facilitates you in cognitive, social and emotional growth. *

- 4 – Significantly
- 3 – Very well
- 2 – Moderately
- 1 – Marginally
- 0– Not at all

9. The institution provides multiple opportunities to learn and grow. *

- 4 – Strongly agree
- 3 – Agree
- 2 – Neutral
- 1 – Disagree
- 0 – Strongly disagree

10. Teachers inform you about your expected competencies, course outcomes and programme outcomes. *

- 4 – Every time
- 3 – Usually
- 2 – Occasionally/Sometimes
- 1 – Rarely
- 0 – Never

11. Your mentor does a necessary follow-up with an assigned task to you. *

- 4 – Every time
- 3 – Usually
- 2 – Occasionally/Sometimes
- 1 – Rarely
- 0 – I don't have a mentor

12. The teachers illustrate the concepts through examples and applications. *

- 4 – Every time
- 3 – Usually
- 2 – Occasionally/Sometimes
- 1 – Rarely
- 0 – Never

13. The teachers identify your strengths and encourage you with providing right level of challenges. *

- 4 – Fully
- 3 – Reasonably
- 2 – Partially
- 1 – Slightly
- 0 – Unable to

14. Teachers are able to identify your weaknesses and help you to overcome them. *

- 4 – Every time
- 3 – Usually
- 2 – Occasionally/Sometimes
- 1 – Rarely
- 0 – Never

15. The institution makes effort to engage students in the monitoring, review and continuous quality improvement of the teaching learning process. *

- 4 – Strongly agree
- 3 – Agree
- 2 – Neutral
- 1 – Disagree
- 0 – Strongly disagree

16. The institute/ teachers use student centric methods, such as experiential learning, participative learning and problem solving methodologies for enhancing learning experiences. *

- 4 – To a great extent
- 3 – Moderate
- 2 – Some what
- 1 – Very little
- 0 – Not at all

17. Teachers encourage you to participate in extracurricular activities. *

- 4 – Strongly agree
- 3 – Agree
- 2 – Neutral
- 1 – Disagree
- 0 – Strongly disagree

18. Efforts are made by the institute/ teachers to inculcate soft skills, life skills and employability skills to make you ready for the world of work. *

- 4 – To a great extent
- 3 – Moderate
- 2 – Some what
- 1 – Very little
- 0 – Not at all

19. What percentage of teachers use ICT tools such as LCD projector, Multimedia, etc. while teaching. *

- 4 – Above 90%
- 3 – 70 – 89%
- 2 – 50 – 69%
- 1 – 30 – 49%
- 0 – Below 29%

20. The overall quality of teaching-learning process in your institute is very good. *

- 4 – Strongly agree
- 3 – Agree
- 2 – Neutral
- 1 – Disagree
- 0 – Strongly disagree

21. Give three observation / suggestions to improve the overall teaching – learning experience in your institution.

-

This form was created inside of Mumbai Educational Trust.

Google Forms

Student satisfaction Survey 2023-24

Email *

sohamkasat_iom@bkc.met.edu

A) Please confirm this is the first and only time you answer this survey.

Yes

NO

B) Age: *

23

C) Gender: *

Male

Female

D) Aadhar Number *

7962 8767 9935

E) Mobile Number *

9623700931

1. How much of the syllabus was covered in the class? *

- 85 to 100%
- 70 to 84%
- 55 to 69%
- 30 to 54%
- Below 30%

2. How well did the teachers prepare for the classes? *

- Thoroughly
- Satisfactorily
- Poorly
- Indifferently
- Won't teach at all

3. How well were the teachers able to communicate? *

- Always effective
- Sometimes effective
- Just satisfactorily
- Generally ineffective
- Very poor communication

4. The teacher's approach to teaching can best be described as *

- 4- Excellent
- 3 - Very good
- 2 - Good
- 1 - Fair
- 0- Poor

5. Fairness of the internal evaluation process by the teachers. *

- 4 - Always fair
- 3 - Usually fair
- 2 - Sometimes unfair
- 1 - Usually unfair
- 0- Unfair

6. Was your performance in assignments discussed with you? *

- 4 – Every time
- 3 – Usually
- 2 – Occasionally/Sometimes
- 1 – Rarely
- 0– Never

7. The institute takes active interest in promoting internship, student exchange, field visit opportunities for students. *

- 4 – Regularly
- 3 – Often
- 2 – Sometimes
- 1 – Rarely
- 0– Never

8. The teaching and mentoring process in your institution facilitates you in cognitive, social and emotional growth. *

- 4 – Significantly
- 3 – Very well
- 2 – Moderately
- 1 – Marginally
- 0– Not at all

9. The institution provides multiple opportunities to learn and grow. *

- 4 – Strongly agree
- 3 – Agree
- 2 – Neutral
- 1 – Disagree
- 0 – Strongly disagree

10. Teachers inform you about your expected competencies, course outcomes and programme outcomes. *

- 4 – Every time
- 3 – Usually
- 2 – Occasionally/Sometimes
- 1 – Rarely
- 0 – Never

11. Your mentor does a necessary follow-up with an assigned task to you. *

- 4 – Every time
- 3 – Usually
- 2 – Occasionally/Sometimes
- 1 – Rarely
- 0 – I don't have a mentor

12. The teachers illustrate the concepts through examples and applications. *

- 4 – Every time
- 3 – Usually
- 2 – Occasionally/Sometimes
- 1 – Rarely
- 0 – Never

13. The teachers identify your strengths and encourage you with providing right level of challenges. *

- 4 – Fully
- 3 – Reasonably
- 2 – Partially
- 1 – Slightly
- 0 – Unable to

14. Teachers are able to identify your weaknesses and help you to overcome them. *

- 4 – Every time
- 3 – Usually
- 2 – Occasionally/Sometimes
- 1 – Rarely
- 0 – Never

15. The institution makes effort to engage students in the monitoring, review and continuous quality improvement of the teaching learning process. *

- 4 – Strongly agree
- 3 – Agree
- 2 – Neutral
- 1 – Disagree
- 0 – Strongly disagree

16. The institute/ teachers use student centric methods, such as experiential learning, participative learning and problem solving methodologies for enhancing learning experiences. *

- 4 – To a great extent
- 3 – Moderate
- 2 – Some what
- 1 – Very little
- 0 – Not at all

17. Teachers encourage you to participate in extracurricular activities. *

- 4 – Strongly agree
- 3 – Agree
- 2 – Neutral
- 1 – Disagree
- 0 – Strongly disagree

18. Efforts are made by the institute/ teachers to inculcate soft skills, life skills and employability skills to make you ready for the world of work. *

- 4 – To a great extent
- 3 – Moderate
- 2 – Some what
- 1 – Very little
- 0 – Not at all

19. What percentage of teachers use ICT tools such as LCD projector, Multimedia, etc. while teaching. *

- 4 – Above 90%
- 3 – 70 – 89%
- 2 – 50 – 69%
- 1 – 30 – 49%
- 0 – Below 29%

20. The overall quality of teaching-learning process in your institute is very good. *

- 4 – Strongly agree
- 3 – Agree
- 2 – Neutral
- 1 – Disagree
- 0 – Strongly disagree

21. Give three observation / suggestions to improve the overall teaching – learning experience in your institution.

1. Should focus more on practical knowledge
 2. Should give more information about certified courses
-

This form was created inside of Mumbai Educational Trust.

Google Forms