

## Report of Student Satisfaction Survey (2022-23)

We have forwarded Online student questionnaire to MBA students in October 2023.

Student Satisfaction Survey (SSS) is one of the mandatory criteria set by National Assessment and Accreditation Council (NAAC).

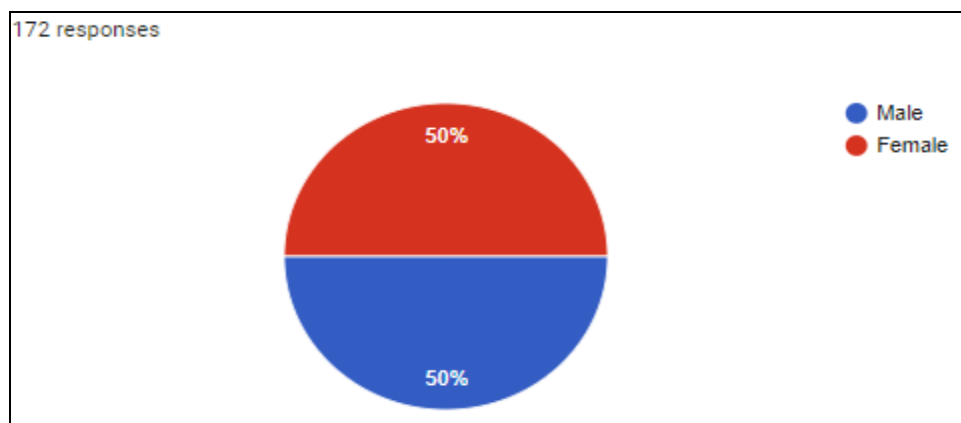
It is also a pre qualifier for Assessment and Accreditation of the institution. From 2017 onwards the NAAC has endeavored to conduct a Student Experience Survey, the results of which will go into the accreditation process.

The Survey includes 21 competency based questions, responses to which are given anonymously by students of the institution. This survey corresponds to an institute level feedback on learning experience.

We implemented SSS on-line through Google forms during the month of October 2023

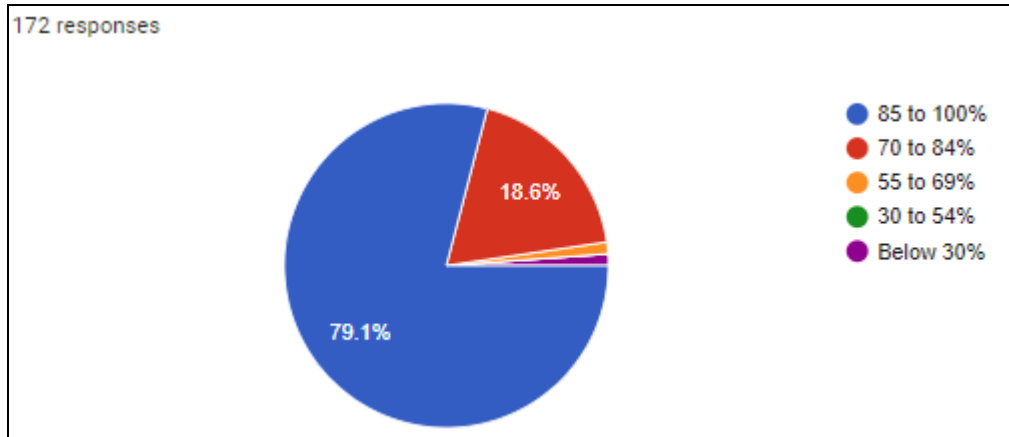
## Student Satisfaction Survey-Analysis Report 2022-23

### Gender of respondents:



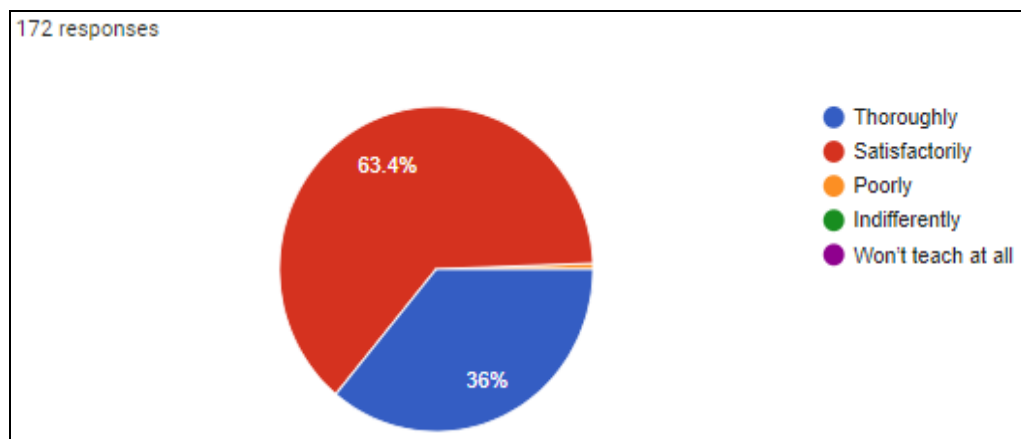
**Interpretation:** Out of the total number of 172 respondents, 50 % Students are male whereas 50 % are female students.

## 1. Syllabus Covered in the Class:



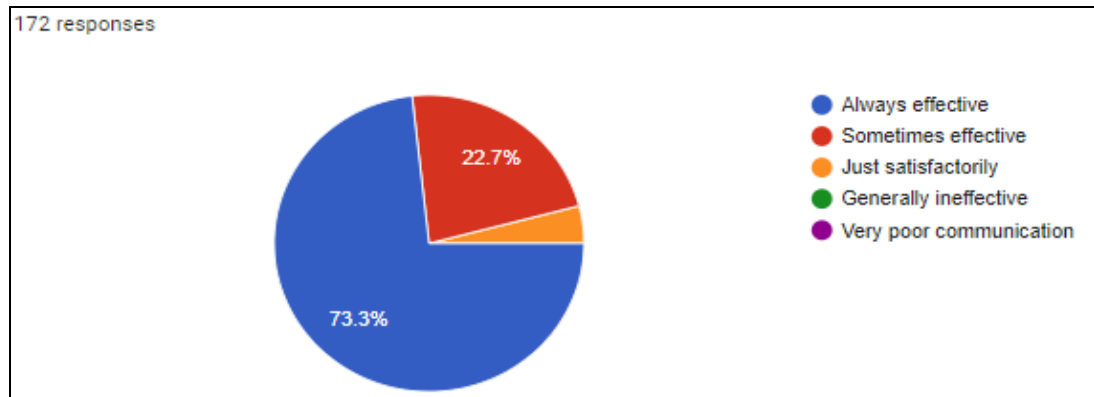
**Interpretation:** Out of the total 172 respondents, majority of Students (79.1%) said that syllabus was covered about 85 to 100% whereas only 18.6% students are of the opinion that syllabus majorly was covered about 70-84% in the class in proper way.

## 2. Teachers Preparation for the classes:



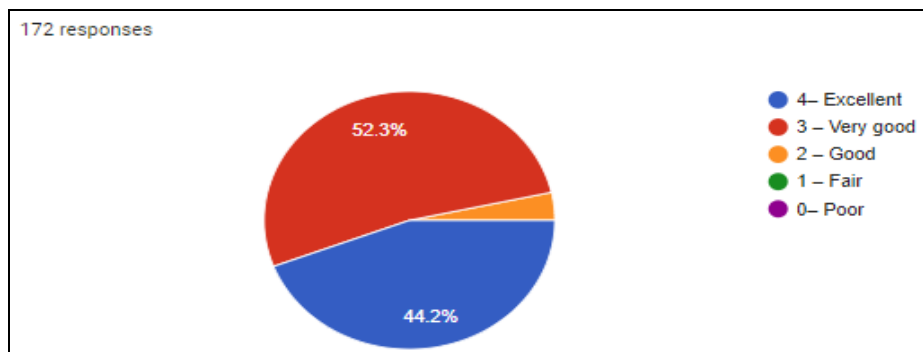
**Interpretation:** Out of the total 172 respondents, majority of Students (63.4%) are of the opinion that teacher's satisfactorily preparing for classes whereas 36% students are of the opinion that teacher's thoroughly prepare for classes.

### 3. Teachers ability to Communicate



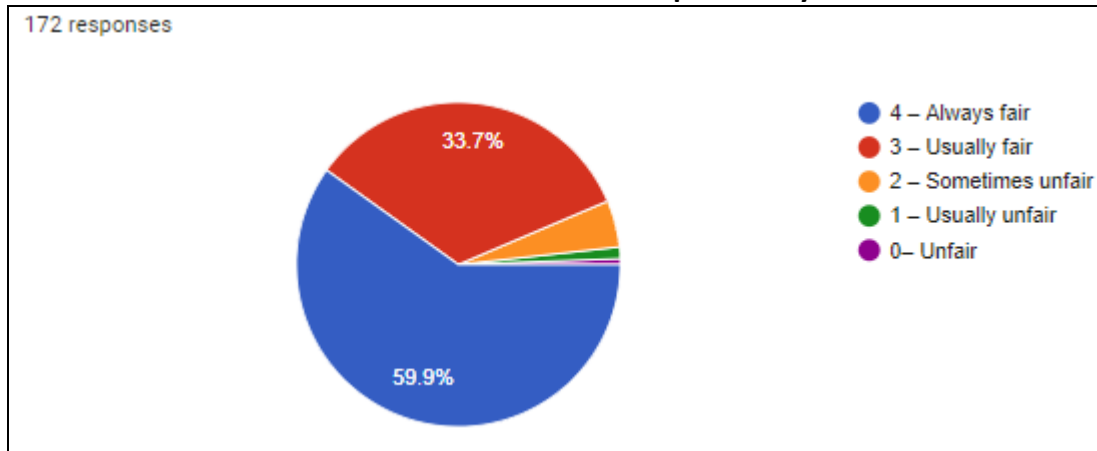
**Interpretation:** Out of the total 172 respondents, majority of Students (73.3%) said that teacher’s always effectively communicate in their classes whereas only 22.7% students are of the opinion that teacher’s communication is somewhat effective.

### 4. Teachers approach to teaching can best be described as



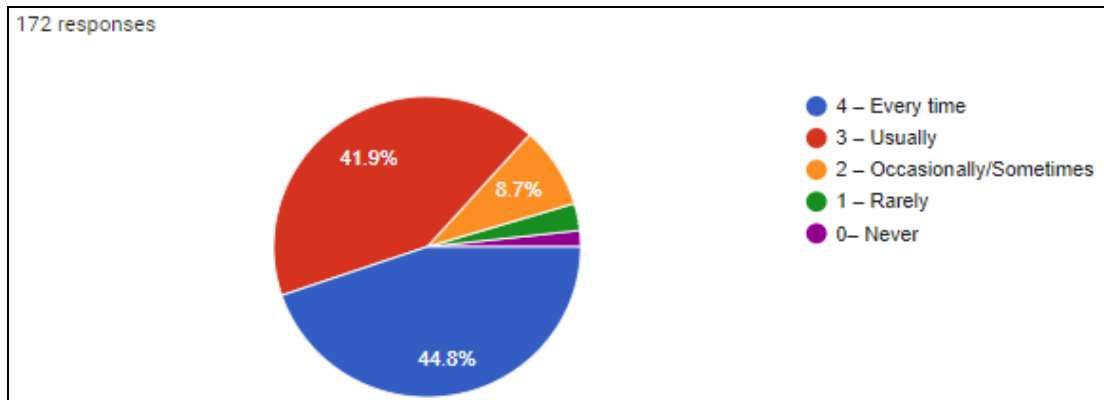
**Interpretation:** Out of the total 172 respondents, majority of Students (52.3%) opined that teacher’s approach to teaching is very good whereas 44.2% students said that teachers approach to teaching is excellent.

**5. Fairness of the internal evaluation process by the teachers**



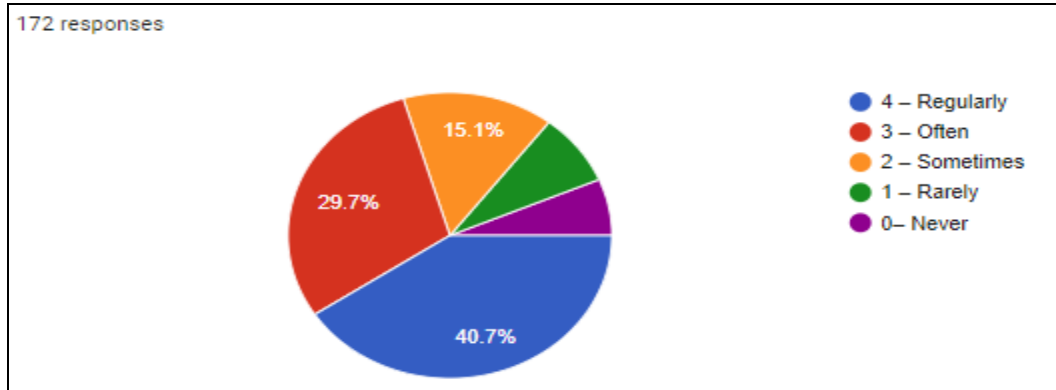
**Interpretation:** Out of the total 172 respondents, majority of Students (59.9%) opined internal evaluation by the teachers is always fair whereas 33.7% students are of the opinion that internal evaluation by the teachers is usually fair. Only 4.7% students out of 172 students opined that internal evaluation by the teachers is sometimes fair.

**6. Discussion of students performance in assignments with students**



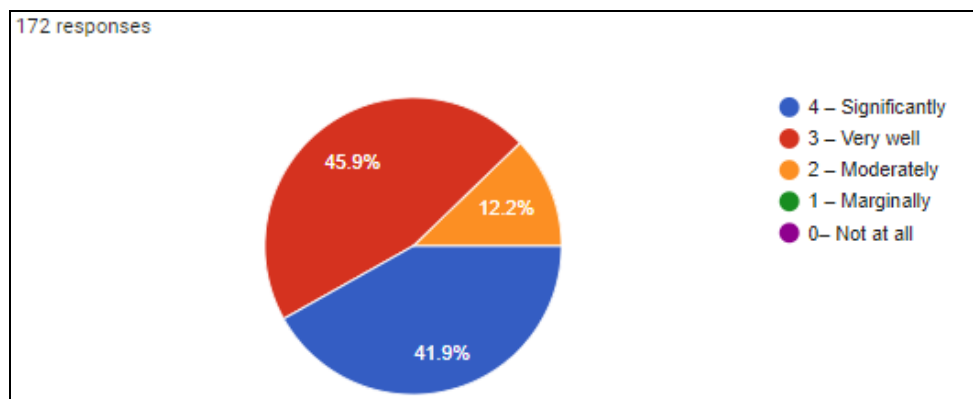
**Interpretation:** Out of the total 172 respondents, majority of Students (44.8%) said that every time their performance in assignments is discussed with them whereas 41.9% students said usually their performance in assignments is discussed with them. Only 8.7% students out of 172 students opined that sometimes/occasionally their performance in assignments is discussed with them.

**7. The institute takes active interest in promoting internship, student exchange, fieldvisit opportunities for students**



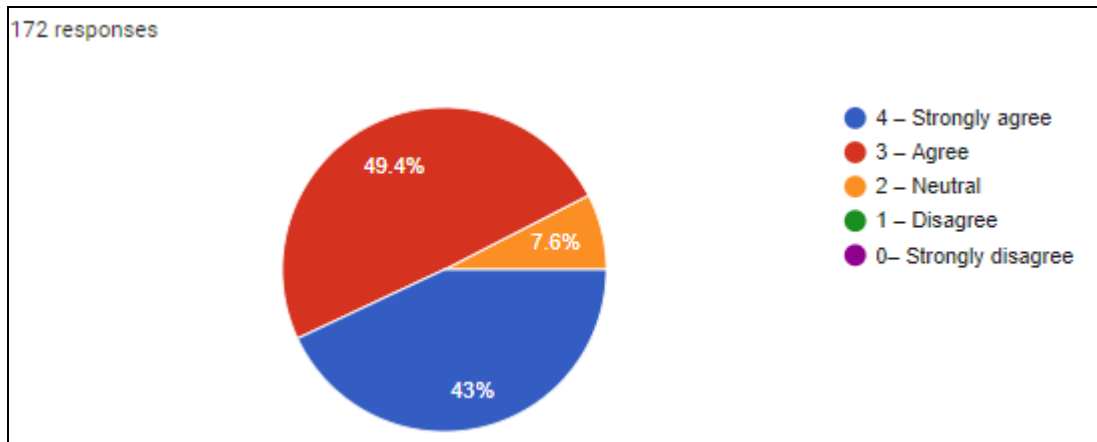
**Interpretation:** Out of the total 172 respondents, majority of Students (40.7%) opined that the Institute regularly takes active interest in promoting internship, student exchange, field visit opportunities for students. Whereas 29.7% students said that institute takes interest in the abovementioned activities often and only (15.1%) respondents said sometimes it takes active interest.

**8. The teaching and mentoring process in your institution facilitates you in cognitive, social and emotional growth**



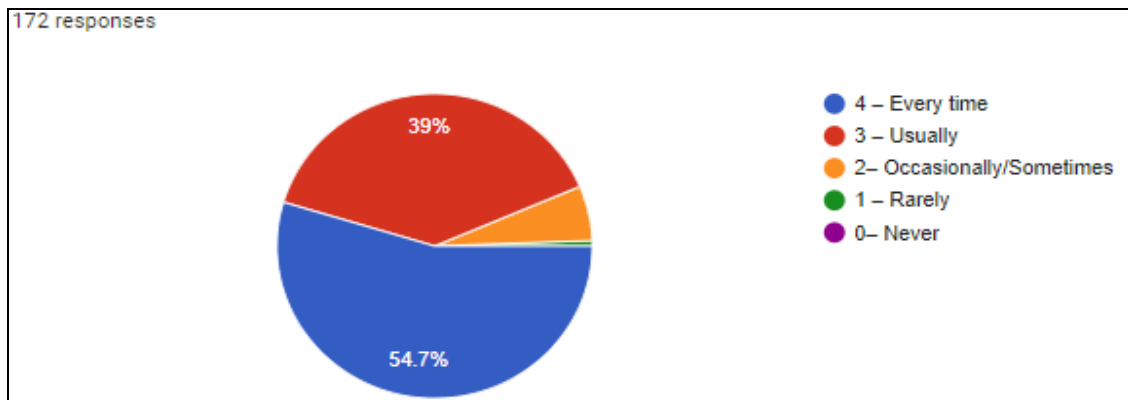
**Interpretation:** Out of the total 172 respondents, majority of Students (45.9%) said institution very well facilitates student's cognitive, social and emotional growth. whereas 41.9% students said that the teaching and mentoring process in the institute significantly facilitates student's cognitive, social and emotional growth. Only (12.2%) respondents said that institute moderately facilitates student's cognitive, social and emotional growth.

9. The institution provides multiple opportunities to learn and grow



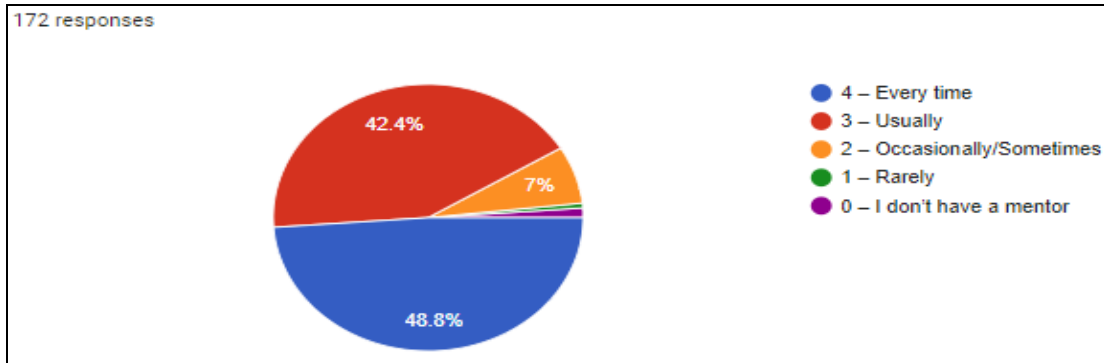
**Interpretation:** Out of the total 172 respondents, majority of Students (49.4%) agreed that institute provides multiple opportunities to learn and grow whereas 43 % strongly agreed on the same whereas 7.6% students given neutral response on the same.

10. Teachers inform you about your expected competencies, course outcomes and programme outcomes



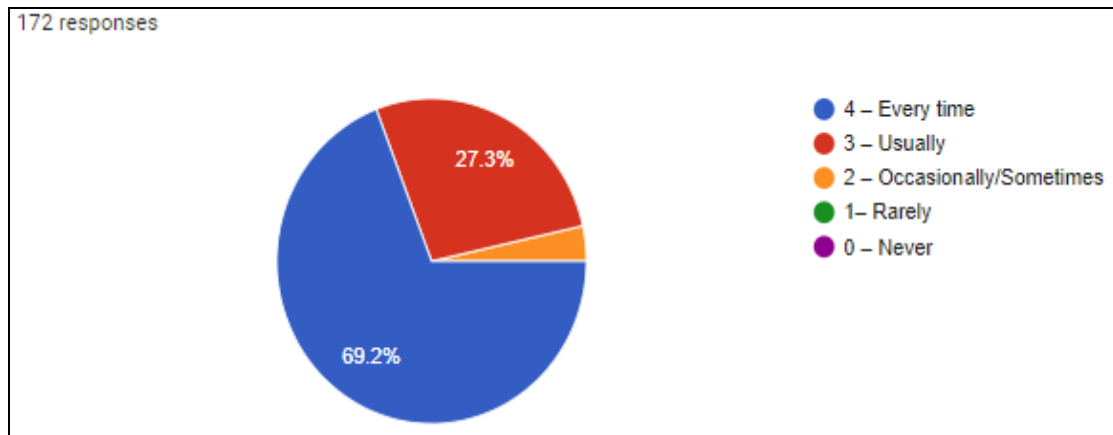
**Interpretation:** Out of the total 172 respondents, majority of Students (54.7%) opined that almost every time teachers inform about expected competencies, course outcomes and programme outcomes to students whereas 39% students are of the opinion that teachers usually inform expected competencies, course outcomes and programme outcomes only 5.8% students opined that the same happens occasionally/sometimes.

**11. Your mentor does a necessary follow-up with an assigned task to you**



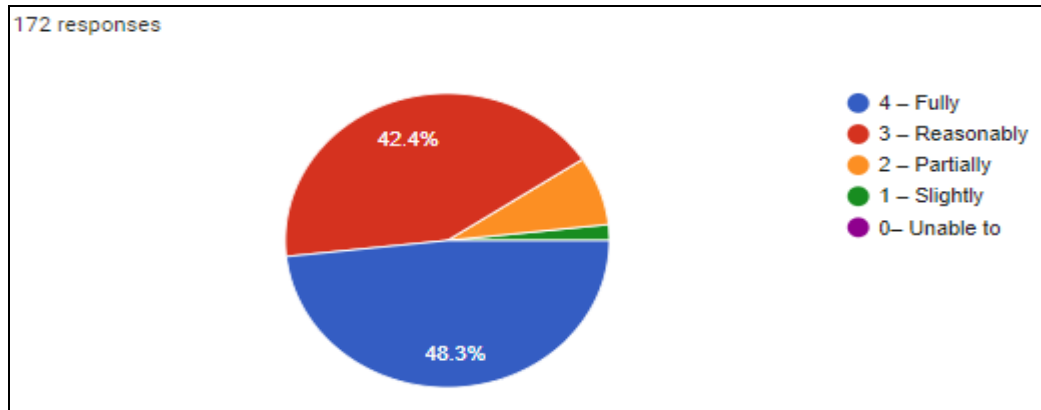
**Interpretation:** Out of the total 172 respondents, majority of Students (48.8%) are of the opinion that student’s mentor every time take necessary follow-up with an assigned task to students whereas 42.4% students said usually mentor take necessary follow-up while only 7% students said that it happens occasionally/sometimes.

**12. The teachers illustrate the concepts through examples and applications**



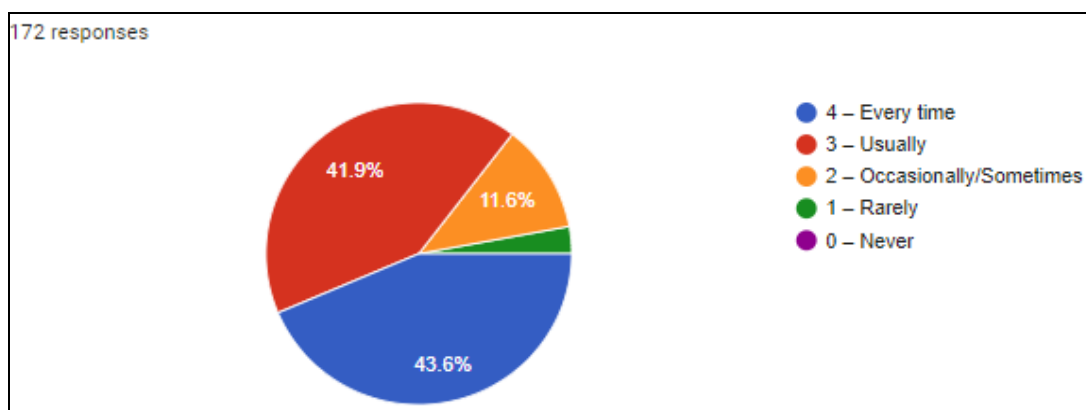
**Interpretation:** Out of the total 172 respondents, majority of Students (69.2%) opinioned that almost every time teachers illustrate the concepts through examples and applications whereas 27.3% said that almost usually teachers illustrate the concepts through examples and applications only 3.5% students said that it happens occasionally/sometimes.

**13. The teachers identify your strengths and encourage you with providing right level of challenges**



**Interpretation:** Out of the total 172 respondents, majority of Students (48.3%) said that teachers fully identify student’s strengths and encourage them with providing right level of challenges. Whereas 42.4% students said that teachers reasonably identify student’s strengths and encourage them with providing right level of challenges. Only 7.6% said that teachers partially identify student’s strengths and encourage them with providing right level of challenges whereas only 1.7 % students said that it’s done slightly.

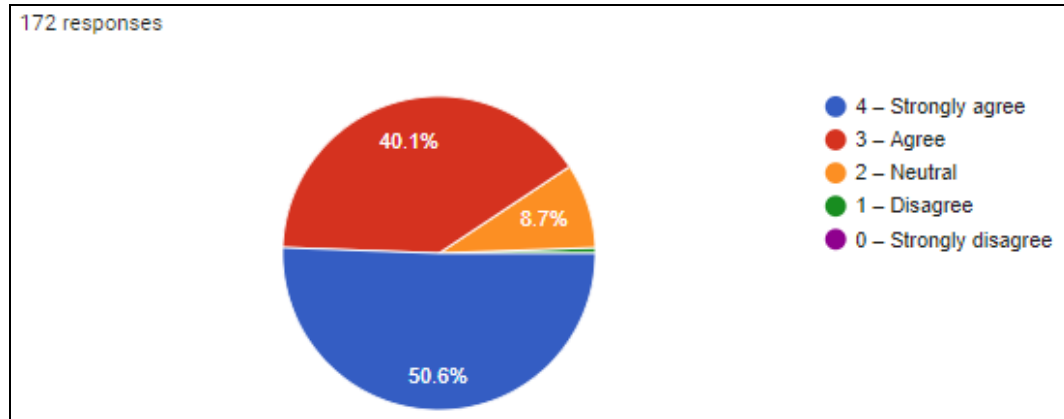
**14. Teachers are able to identify your weaknesses and help you to overcome them**



**Interpretation:** Out of the total 172 respondents, majority of Students (43.6%) said that every time teachers are able to identify student’s weaknesses and help to overcome them whereas 41.9% students said that usually teachers are able to identify student’s weaknesses and help to overcome them and only 11.6% students said that teachers are able to identify student’s weaknesses and help them to overcome them only sometimes/occasionally.

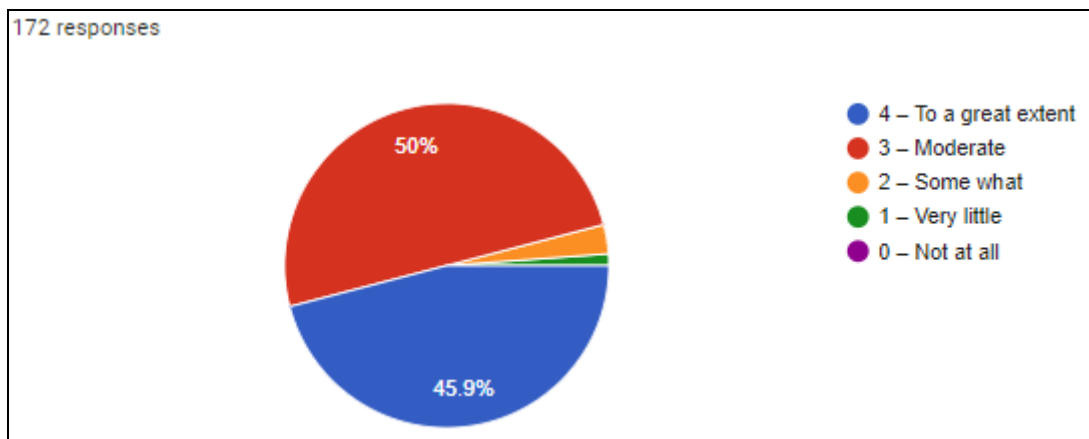


**15. The institution makes effort to engage students in the monitoring, review and continuous quality improvement of the teaching learning process**



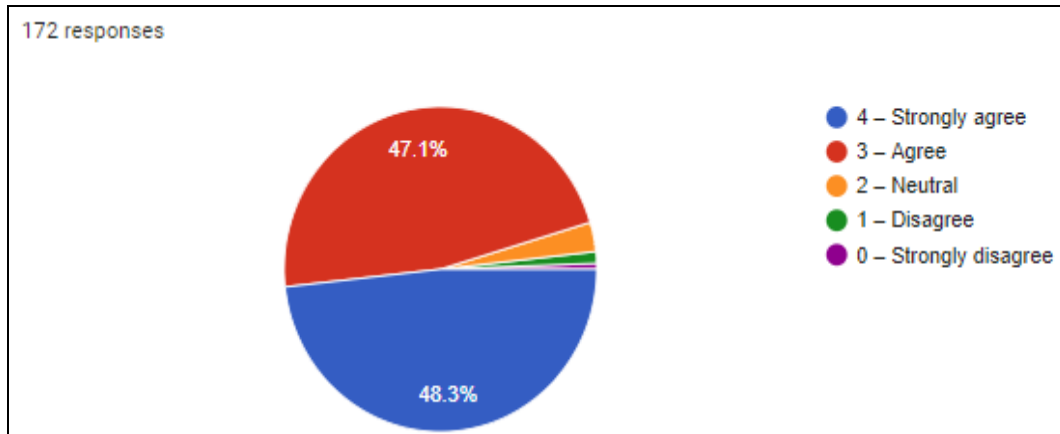
Interpretation: Out of the total 172 respondents, majority of Students (50.6%) strongly agreed that institute makes effort to engage students in the monitoring, review and continuous quality improvement of the teaching learning process. whereas 40.1% students agreed on the same and only 8.7% students showed neutral response for the same.

**16. The institute/ teachers use student centric method, such as experiential learning, participative learning and problem solving methodologies for enhancing learning experiences**



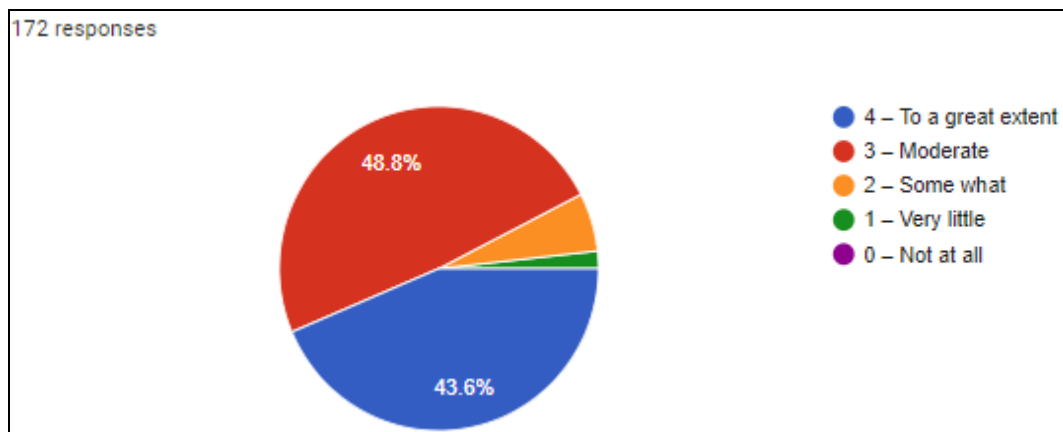
**Interpretation:** Out of the total 172 respondents, majority of Students 50 % said that institute/ teachers moderately use student centric methods, such as experiential learning, participative monitoring and problem solving methodologies for enhancing learning experiences to a great extent whereas (45.9%) opinioned that institute/ teachers use the abovementioned methodologies for enhancing learning experiences.

**17. Teachers encouragement to you for participate in extracurricular activities**



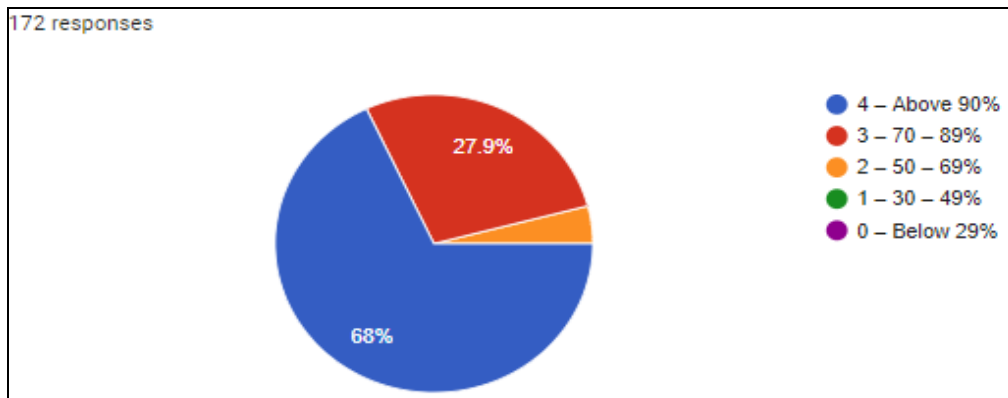
**Interpretation:** Out of the total 172 respondents, majority of Students (48.3%) strongly agreed that teachers encourage students to participate in extracurricular activities whereas 47.1% students agreed on the same while only 2.9% students showed neutral response and 1.2% students disagreed on the same.

**18. Efforts are made by the institute/ teachers to inculcate soft skills, life skills and employability skills to make you ready for the world of work**



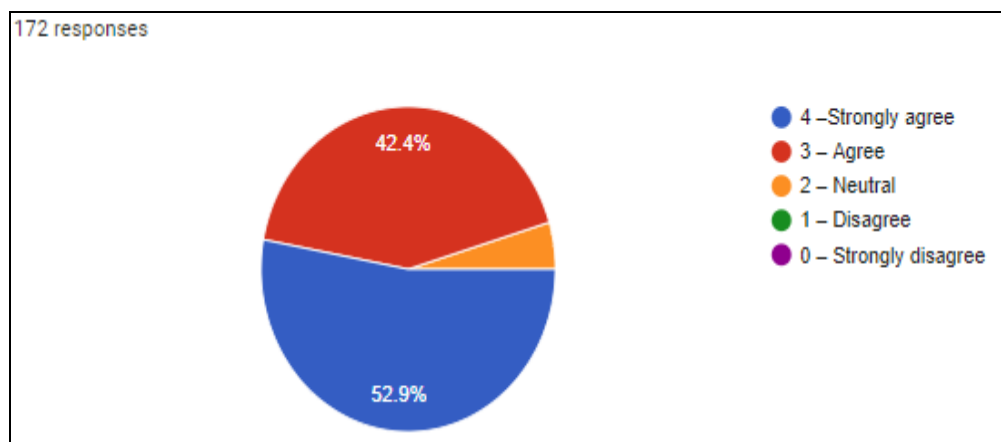
**Interpretation:** Out of the total 172 respondents, majority of Students (48.8%) opined that efforts are made moderately by institute/ teachers to inculcate soft skills, life skills and employability skills to make students ready for the world of work, whereas 43.6% students said that efforts are made by institute/ teachers to a great extent to inculcate soft skills, life skills and employability skills to make students ready for the world of work. While only 5.8% students opined that somewhat efforts are made for the same.

**19. Percentage of teachers using ICT tools such as LCD projector, Multimedia, etc. while teaching**



**Interpretation:** Out of the total 172 respondents, majority of Students (68%) are of the opinion that teacher’s use ICT tools such LCD projector, multimedia etc while teaching is almost above 90% whereas 27.9% students said that the usage of the same is between 70-89%.Only 4.1% students are of the opinion that teacher’s use ICT tools such LCD projector, multimedia etc while teaching is between 50-69%.

**20. The overall quality of teaching-learning process in your institute is very good**



**Interpretation:** Out of the total 172 respondents, majority of Students (52.9%) strongly agreed that the overall quality of teaching-learning process in the institute is very good whereas 42.4% agreed on the same.

**21. Give three observations / suggestions to improve the overall teaching – learning experience in your institution.**

**Interpretation:**

Based on the responses given by students to the open ended question on student's observations/ suggestions for the improvement in the overall teaching-learning experience in the institute, following areas are highlighted:

- a. Increase in number of extracurricular and co-curricular events where students will get more chance to participate in organizing and managing the events.
- b. Arrangement of more sessions of experts from industry more practical insights
- c. More guidance for Placements should be given and industrial visits should also be arranged.
- d. As per suggestions of students, to impart students with more practical inputs include more case studies, real life examples in teaching.

**The Summary of observations/ outcome of SSS are as follows:**

1. Students highly appreciated teacher's approach to teaching and teacher's preparation, communication, use of appropriate teaching pedagogy and fairness of internal evaluation has been rated high in the survey. Students have also appreciated the expertise of teachers in their subjects and overall teaching.
2. Students have expressed satisfaction over the quantum of syllabus covered in their classes. Students also appreciated institutes efforts in teaching and mentoring process, institutes and teacher's efforts in inculcating employability skills among students.
3. Students highly appreciated usage of student centric methods, such as experiential learning, participative monitoring and problem solving methodologies for enhancing learning experiences to a great extent.

4. Student appreciated the institute's efforts to engage students in the monitoring, review and continuous quality improvement of the teaching learning process.
5. Students highly appreciated the overall quality of teaching-learning process in the institute as very good.

The report will be discussed in IQAC and Governing council to take actions for improvements based on the feedback.



**Director**  
MET's Institute of Management,  
Bhujbal Knowledge City, Adgaon, Nasik-3

