

Report of Student Satisfaction Survey (2021-22)

We have forwarded Online student questionnaire to MBA students in June 2022.

Student Satisfaction Survey (SSS) is one of the mandatory criteria set by National Assessment and Accreditation Council (NAAC).

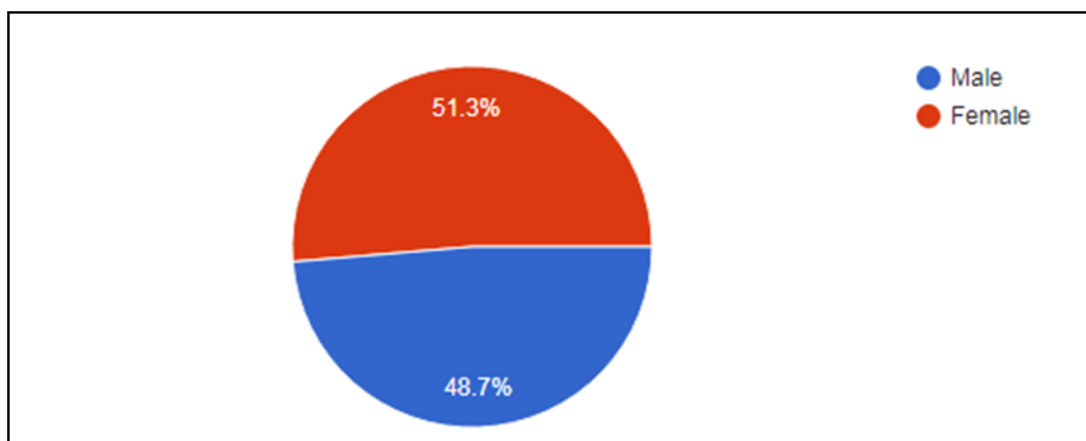
It is also a pre qualifier for Assessment and Accreditation of the institution. From 2017 onwards the NAAC has endeavoured to conduct a Student Experience Survey, the results of which will go into the accreditation process.

The Survey includes 21 competency based questions, responses to which are given anonymously by students of the institution. This survey corresponds to an institute level feedback on learning experience.

We implemented SSS on-line through Google forms during the month of June 2022.

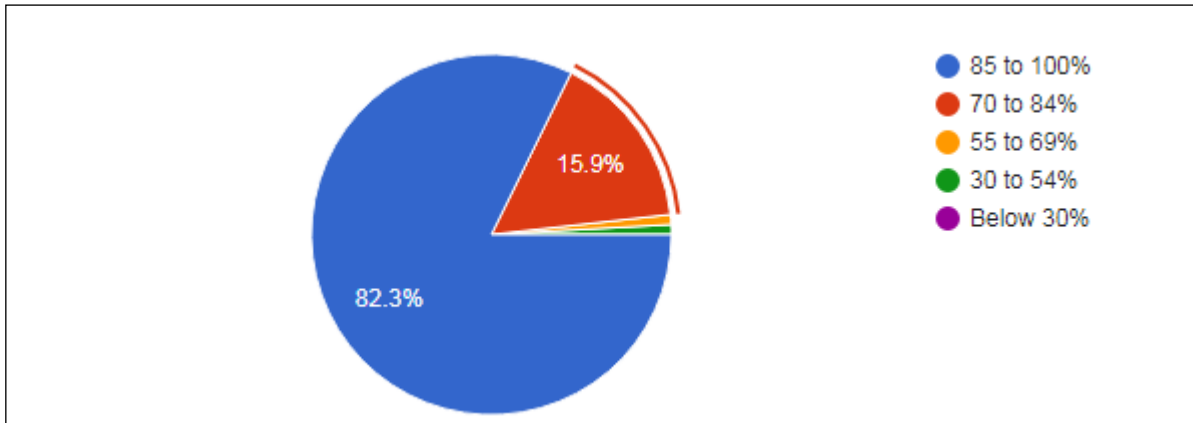
Student Satisfaction Survey-Analysis Report 2021-22

Gender of respondents:



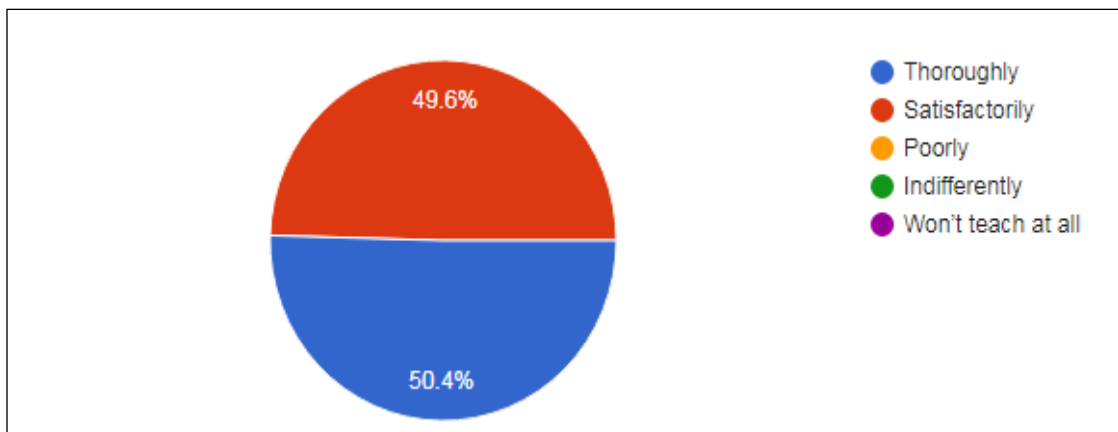
Interpretation: Majority of Students (51 %) are male whereas 48.7% are female students out of the total 113 respondents.

1. Syllabus Covered in the Class:



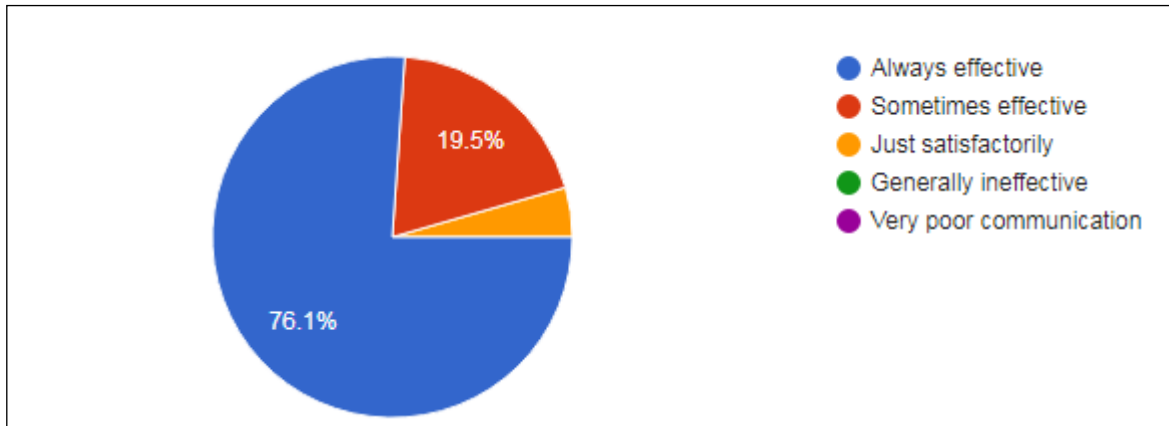
Interpretation: Out of the total 113 respondents, majority of Students (82.3%) said that syllabus was covered about 85 to 100% whereas only 15.9% students are of the opinion that syllabus majorly was covered in the class in proper way.

2. Teachers Preparation for the classes:



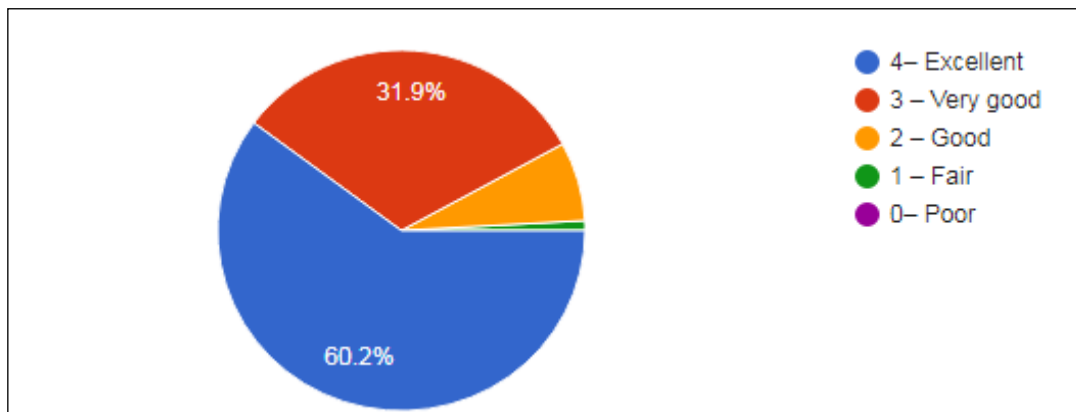
Interpretation: Out of the total 113 respondents, majority of Students (50.4%) are of the opinion that teacher's thoroughly prepare for classes whereas 49.6% students are of the opinion that teacher's satisfactorily preparing for classes.

3. Teachers ability to Communicate



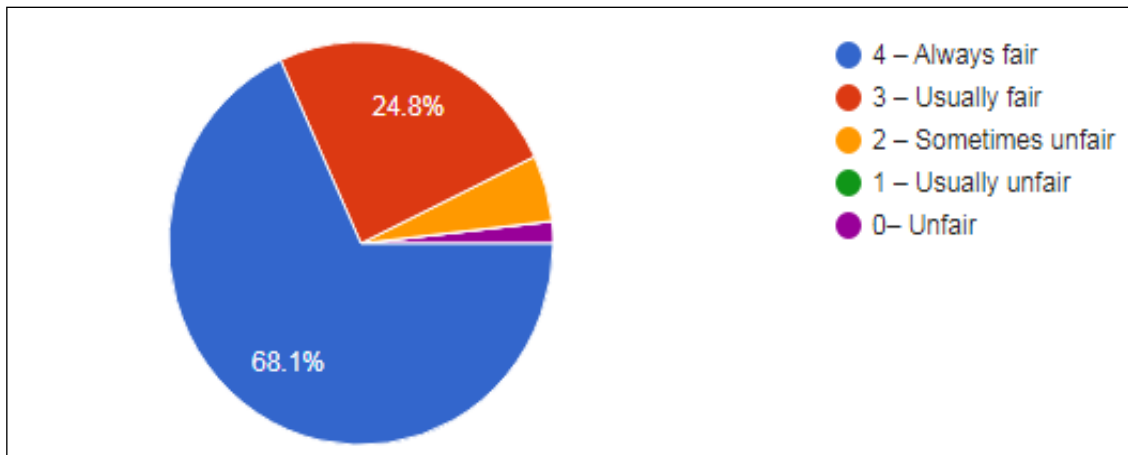
Interpretation: Out of the total 113 respondents, majority of Students (76.1%) said that teacher's always effectively communicate in their classes whereas only 19.5% students are of the opinion that teacher's communication is somewhat effective.

4. Teachers approach to teaching can best be described as



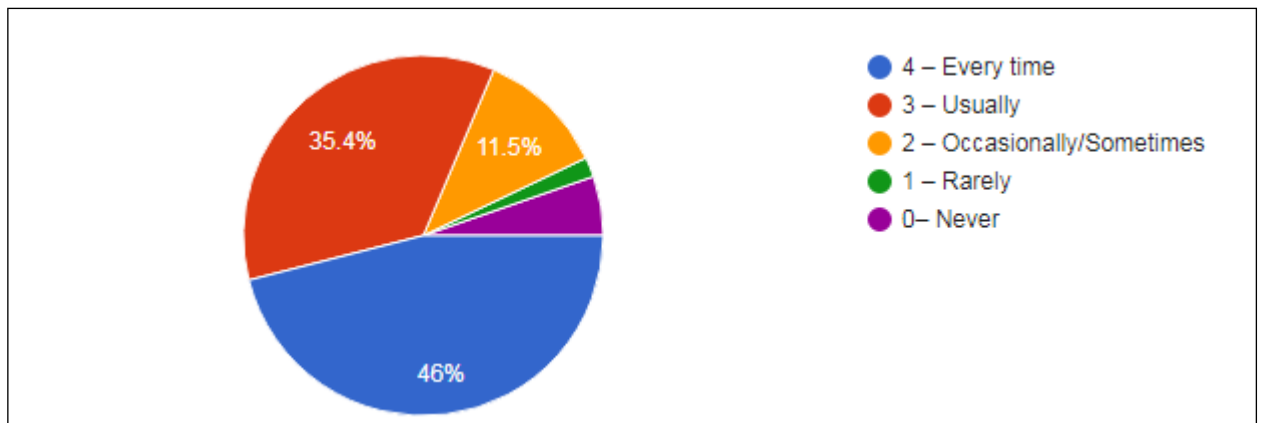
Interpretation: Out of the total 113 respondents, majority of Students (60.2%) opined that teacher's approach to teaching is excellent whereas 31.9% students said that teacher's approach to teaching is very good.

5. Fairness of the internal evaluation process by the teachers



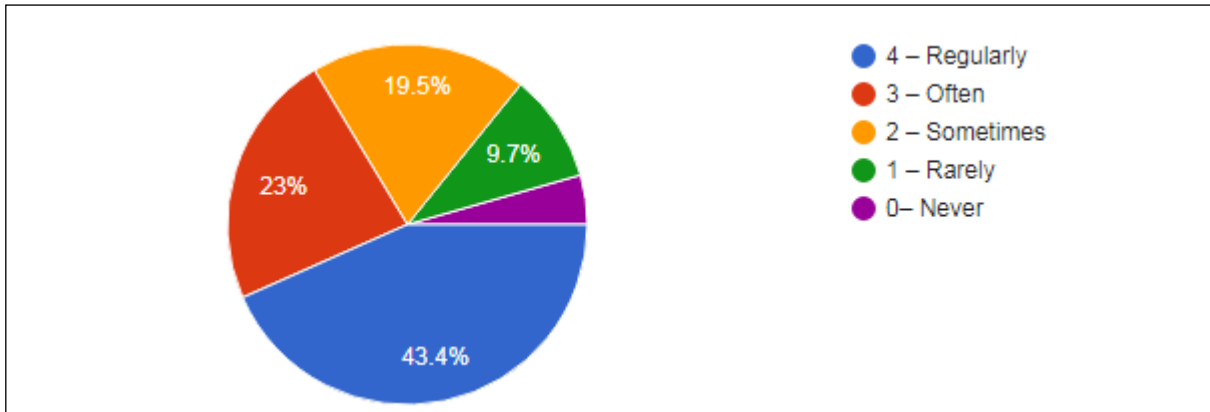
Interpretation: Out of the total 113 respondents, majority of Students (68.1%) opined internal evaluation by the teachers is always fair whereas 24.8% students are of the opinion that internal evaluation by the teachers is usually fair.

6. Discussion of your performance in assignments with you



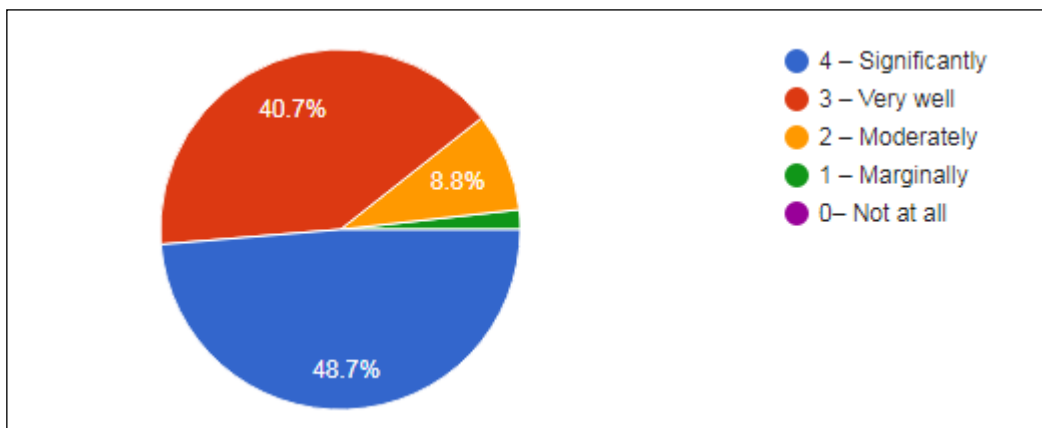
Interpretation: Out of the total 113 respondents, majority of Students 46 % students said that every time their performance in assignments is discussed with them whereas 35.4% students said usually their performance in assignments is discussed with them.

7. The institute takes active interest in promoting internship, student exchange, field visit opportunities for students



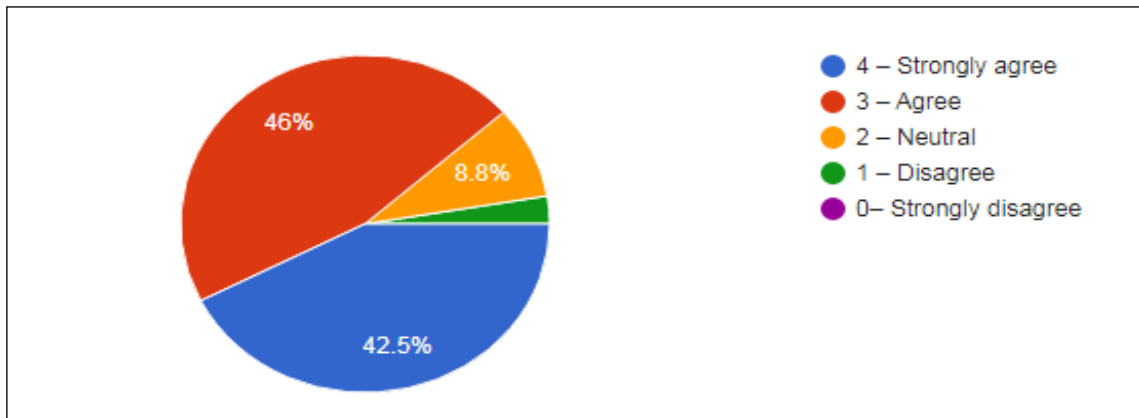
Interpretation: Out of the total 113 respondents, majority of Students (43.4%) opined that the Institute regularly takes active interest in promoting internship, student exchange, field visit opportunities for students. Whereas 23% students said that institute takes interest in the abovementioned activities often and same number of respondents (19.5%) said sometimes it takes active interest.

8. The teaching and mentoring process in your institution facilitates you in cognitive, social and emotional growth



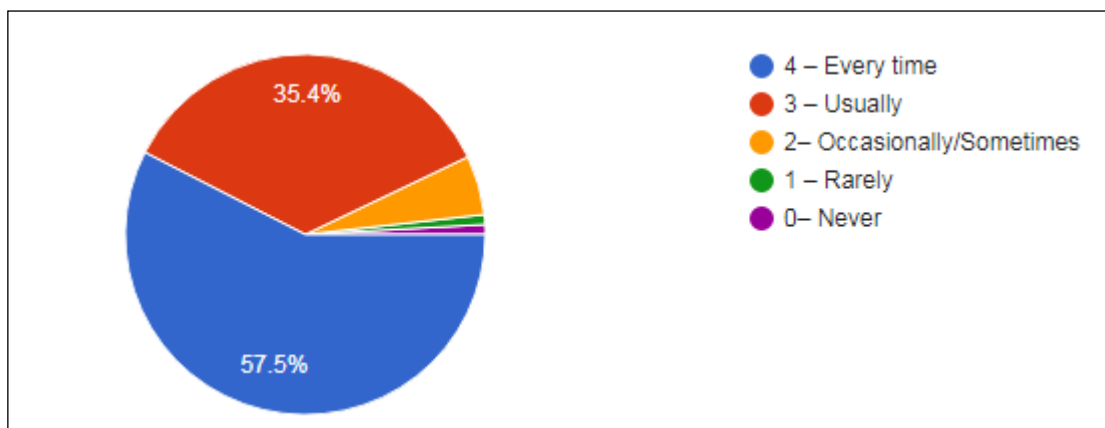
Interpretation: Out of the total 113 respondents, majority of Students (48.7%) said that the teaching and mentoring process in the institute significantly facilitates student's cognitive, social and emotional growth, whereas 40.7% students said it very well facilitates student's cognitive, social and emotional growth.

9. The institution provides multiple opportunities to learn and grow



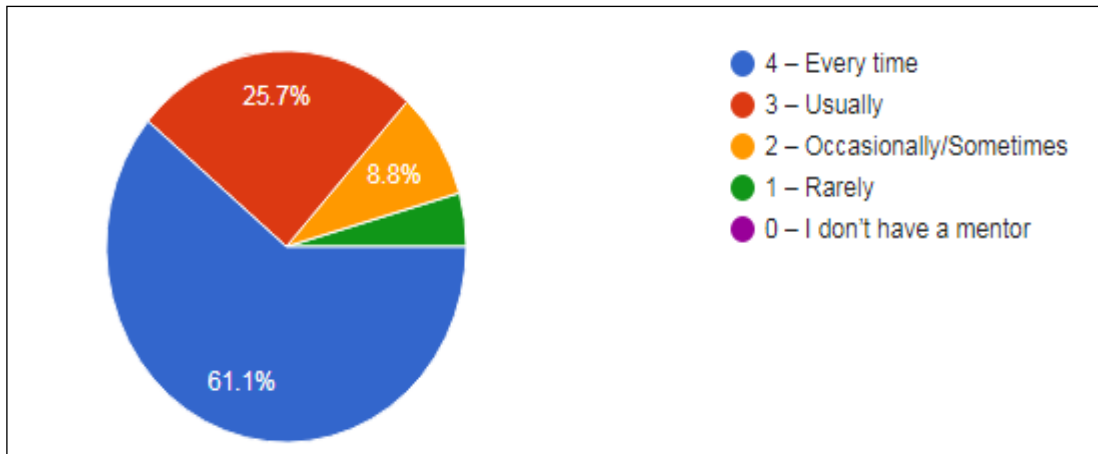
Interpretation: Out of the total 113 respondents, majority of Students 46 % students agreed that institute provides multiple opportunities to learn and grow whereas 42.5 % strongly agreed on the same.

10. Teachers inform you about your expected competencies, course outcomes and programme outcomes



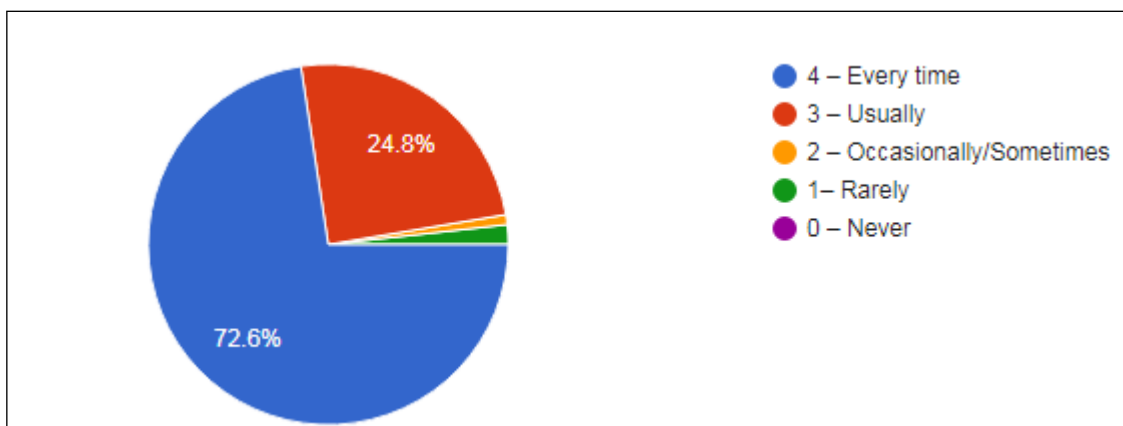
Interpretation: Out of the total 113 respondents, majority of Students (57.5%) opined that almost every time teachers inform about expected competencies, course outcomes and programme outcomes to students whereas 35.4% students are of the opinion that teachers usually inform expected competencies, course outcomes and programme outcomes.

11. Your mentor does a necessary follow-up with an assigned task to you



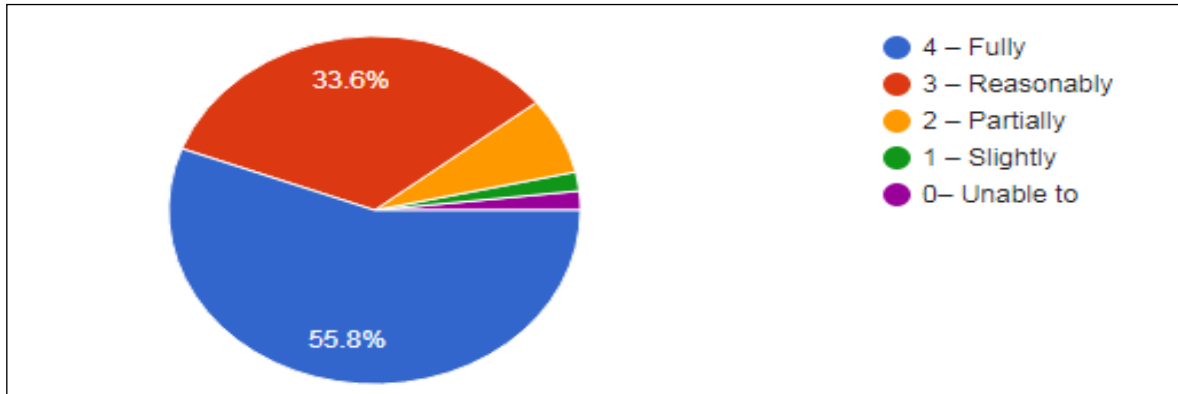
Interpretation: Out of the total 113 respondents, majority of Students (61.1%) are of the opinion that student’s mentor every time take necessary follow-up with an assigned task to students whereas 25.7% students said usually mentor take necessary follow-up.

12. The teachers illustrate the concepts through examples and applications



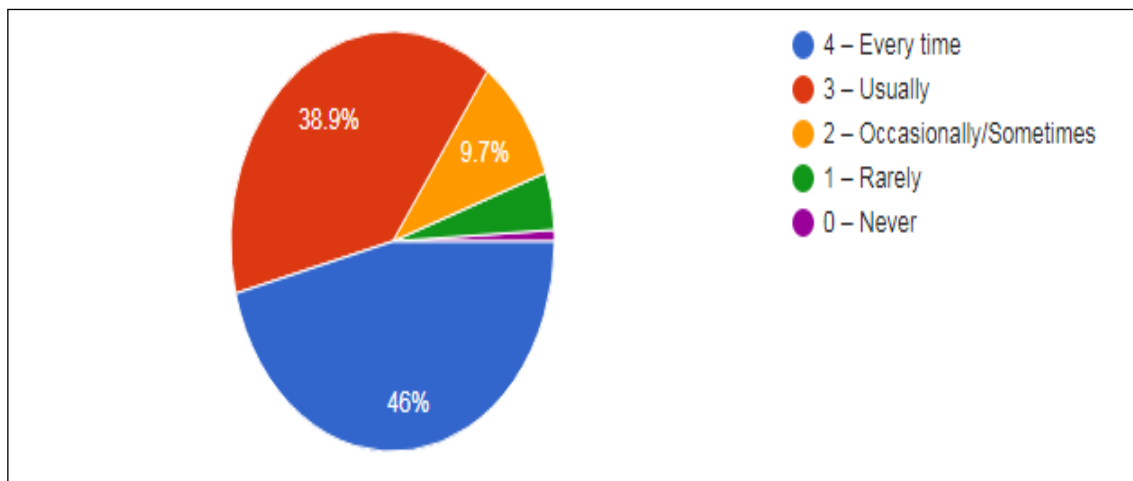
Interpretation: Out of the total 113 respondents, majority of Students (72.6%) opinioned that almost every time teachers illustrate the concepts through examples and applications whereas 24.8% said that almost usually teachers illustrate the concepts through examples and applications

13. The teachers identify your strengths and encourage you with providing right level of challenges



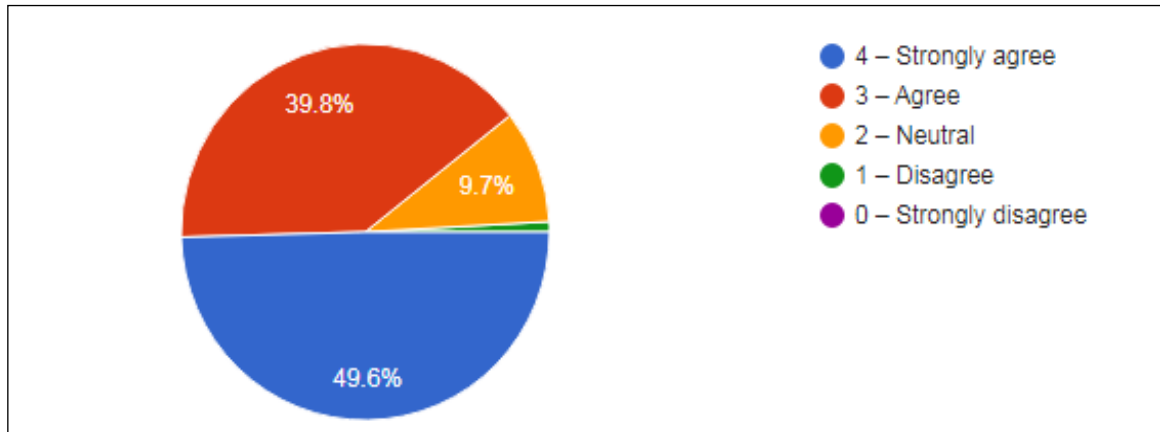
Interpretation: Out of the total 113 respondents, majority of Students (55.8%) said that teachers fully identify student’s strengths and encourage them with providing right level of challenges. Whereas 33.6% students said that teachers reasonably identify student’s strengths and encourage them with providing right level of challenges.

14. Teachers are able to identify your weaknesses and help you to overcome them



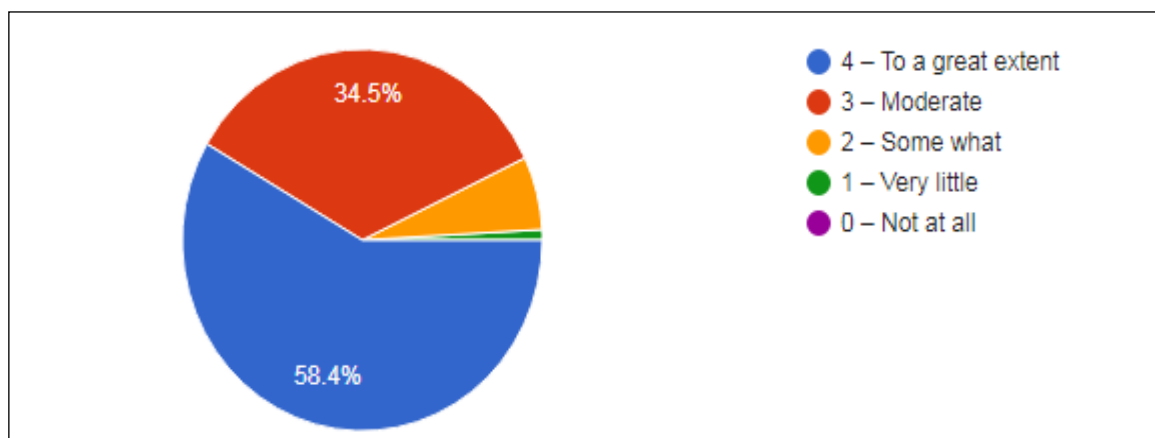
Interpretation: Out of the total 113 respondents, majority of Students (46%) said that every time teachers are able to identify student’s weaknesses and help them to overcome them whereas 38.9% students said that usually teachers are able to identify student’s weaknesses and help them to overcome them and only 9.7% students said that teachers are able to identify student’s weaknesses and help them to overcome them only sometimes/occasionally.

15. The institution makes effort to engage students in the monitoring, review and continuous quality improvement of the teaching learning process



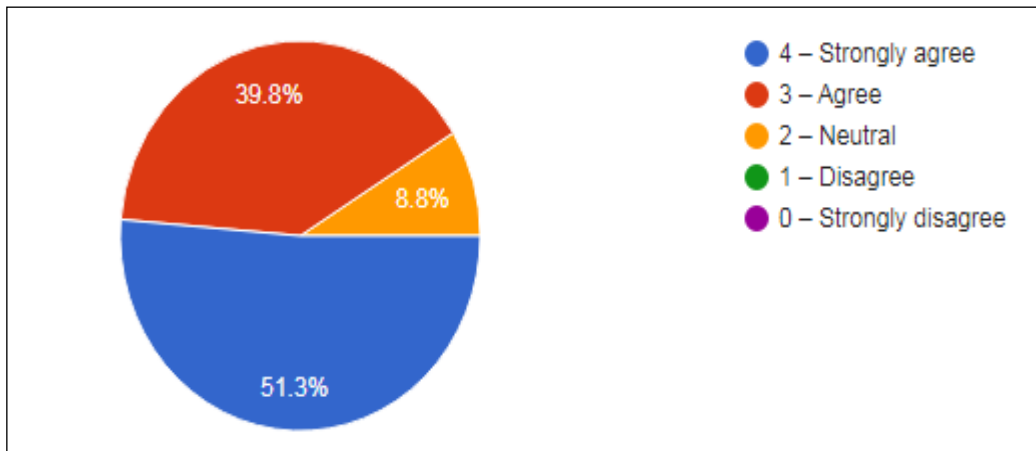
Interpretation: Out of the total 113 respondents, majority of Students (49.6%) strongly agreed that institute makes effort to engage students in the monitoring, review and continuous quality improvement of the teaching learning process. whereas 39.8% students agreed on the same and only 9.7% students showed neutral response for the same.

16. The institute/ teachers use student centric method, such as experiential learning, participative learning and problem solving methodologies for enhancing learning experiences



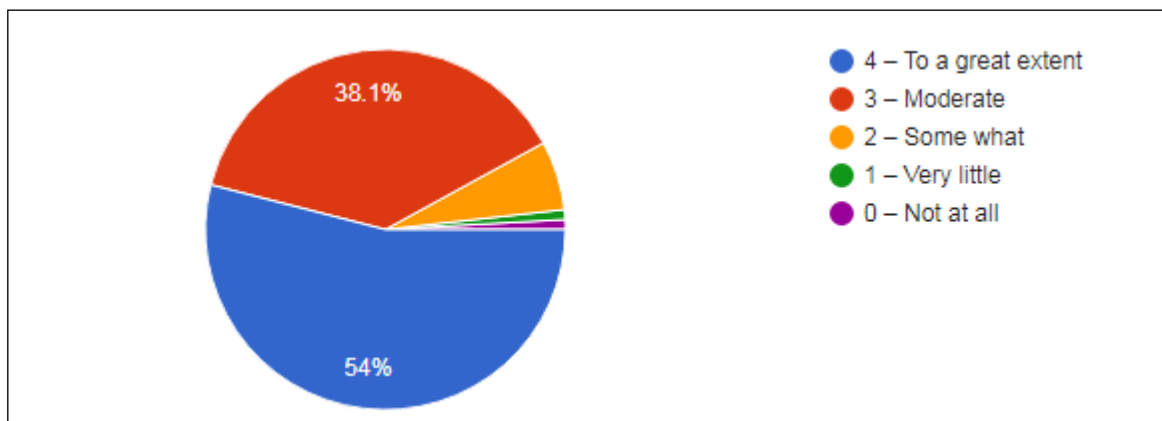
Interpretation: Out of the total 113 respondents, majority of Students (58.4%) opined that institute/ teachers use student centric methods, such as experiential learning, participative monitoring and problem solving methodologies for enhancing learning experiences to a great extent, whereas 34.5% said that institute/ teachers moderately uses the abovementioned methodologies for enhancing learning experiences.

17. Teachers encouragement to you for participate in extracurricular activities



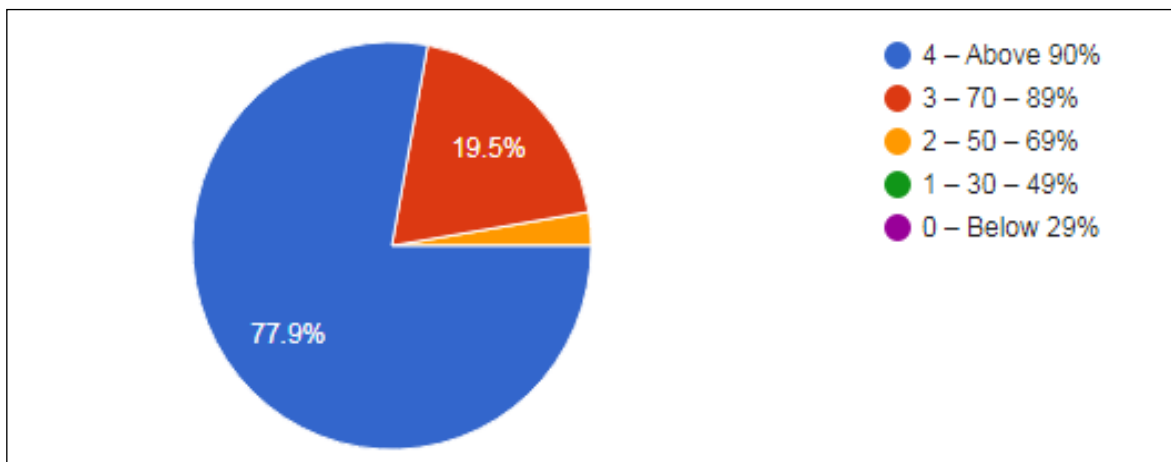
Interpretation: Out of the total 113 respondents, majority of Students (51.3%) strongly agreed that teachers encourage students to participate in extracurricular activities whereas 39.8% students agreed on the same while only 8.8% students showed neutral response for the same.

18. Efforts are made by the institute/ teachers to inculcate soft skills, life skills and employability skills to make you ready for the world of work



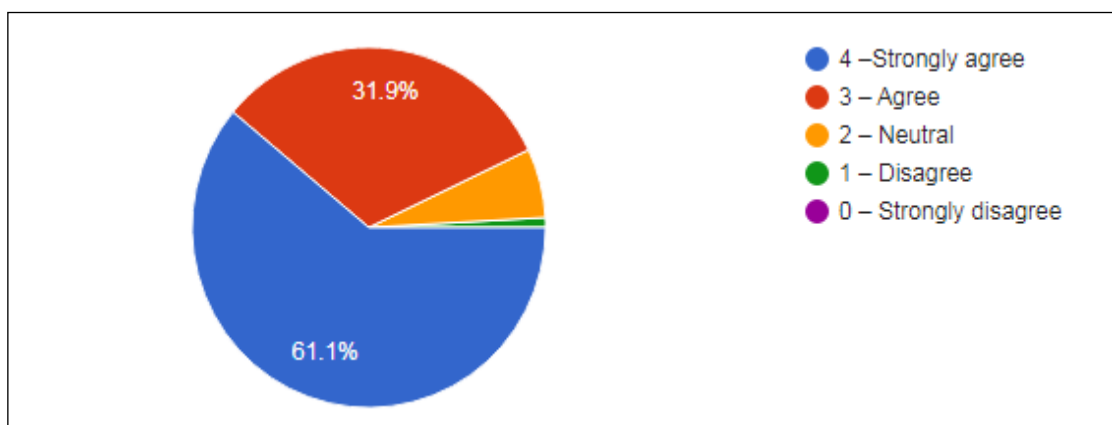
Interpretation: Out of the total 113 respondents, majority of Students (54%) opinioned that efforts are made by institute/ teachers to a great extent to inculcate soft skills, life skills and employability skills to make students ready for the world of work, whereas 38.1% students said it is moderately done by institute/teachers.

19. Percentage of teachers using ICT tools such as LCD projector, Multimedia, etc. while teaching



Interpretation: Out of the total 113 respondents, majority of Students (77.9%) are of the opinion that teacher’s usage of ICT tools such LCD projector, multimedia etc while teaching is almost above 90% whereas 19.5% students said that the usage of the same is between 70-89%.

20. The overall quality of teaching-learning process in your institute is very good



Interpretation: Out of the total 113 respondents, majority of Students (61.1%) strongly agreed that the overall quality of teaching-learning process in the institute is very good whereas 31.9% agreed on the same.

21. Give three observations / suggestions to improve the overall teaching – learning experience in your institution.

Interpretation:

Based on the responses given by students to the open ended question on student's observations/ suggestions for the improvement in the overall teaching-learning experience in the institute, following areas are highlighted:

- Arrangement of more industrial visits
- Number of sessions from industry experts to be increased for more practical insights
- Students expect to relax the attendance norms.
- It is also noticed that students repeatedly mentioned that institute should be little less strict in terms of discipline, submissions, timings etc.
- Increase in number of extracurricular and co-curricular events where students will get more chance to participate in organizing and managing the events.

The Summary of observations/ outcome of SSS are as follows:

1. Students have expressed satisfaction over the quantum of syllabus covered in their classes and new lecture pattern i.e. Workshop pattern. Students also appreciated institutes efforts in teaching and mentoring process, institutes and teacher's efforts in inculcating employability skills among students.
2. Students highly appreciated usage of student centric methods, such as experiential learning, participative monitoring and problem solving methodologies for enhancing learning experiences to a great extent.
3. Students highly appreciated teacher's approach to teaching and teacher's preparation, communication, use of appropriate teaching pedagogy and fairness of internal evaluation has been rated high in the survey.
4. Student appreciated the various activities undertaken by institute such as Outbound program, Launchpad, Task force activity and Epoch.
5. Students highly appreciated the overall quality of teaching-learning process in the institute as very good.



Following are some suggestions are given by students during the Student Satisfaction Survey (June 2022):

1. Institute should reduce emphasis on Attendance (Too much discipline)
2. Institute majorly focuses and emphasises on academics, it should also focus on extracurricular activities. Some time should be allotted for sports activities, gym and for MET world of Music.
3. Increase in the number of extracurricular and co-curricular events.
4. It is also suggested by the students to take revision sessions for certain subjects as we have adopted workshop pattern they felt the need for few brush-up sessions prior to exams.

The report will be discussed in IQAC, Governing counselling and CDC meetings to take actions for improvements based on the feedback.



Director
MET's Institute of Management
Bhujbal Knowledge City Adgaon, Nasik-3



IQAC Co-ordinator
MET's Institute of Management,
Bhujbal Knowledge City, Adgaon, Nasik-3