
Report of Student Satisfaction Survey (Feb 2020)

We have forwarded Online student questionnaire to MBA I year and MBA II year student in Feb 2020.

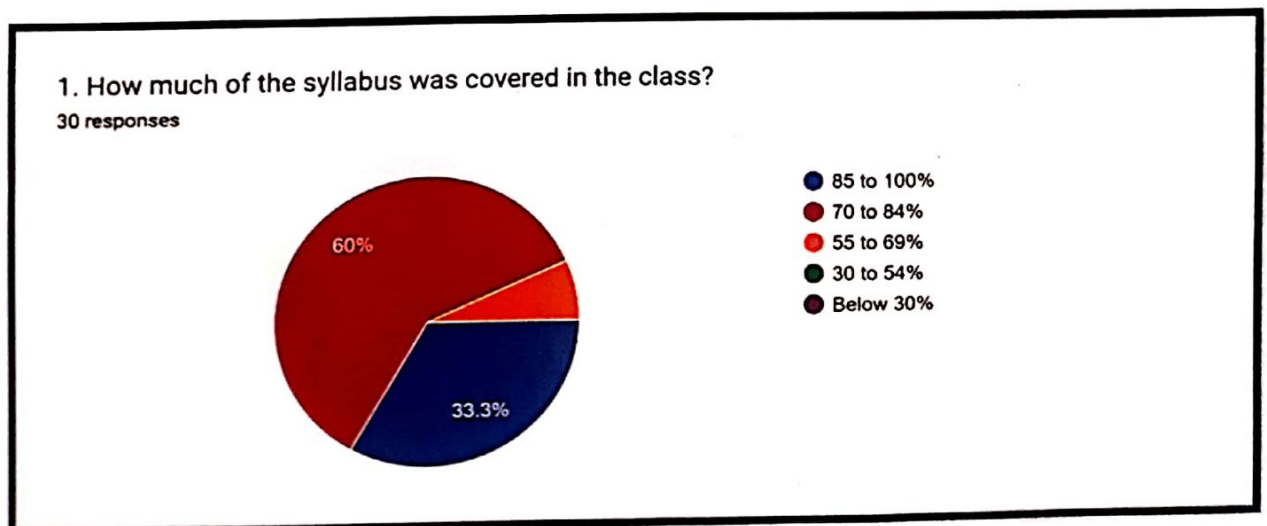
Student Satisfaction Survey (SSS) is one of the mandatory criteria set by National Assessment and Accreditation Council (NAAC).

It is also a pre qualifier for Assessment and Accreditation of the institution. From 2017 onwards the NAAC has endeavoured to conduct a Student Experience Survey, the results of which will go into the accreditation process.

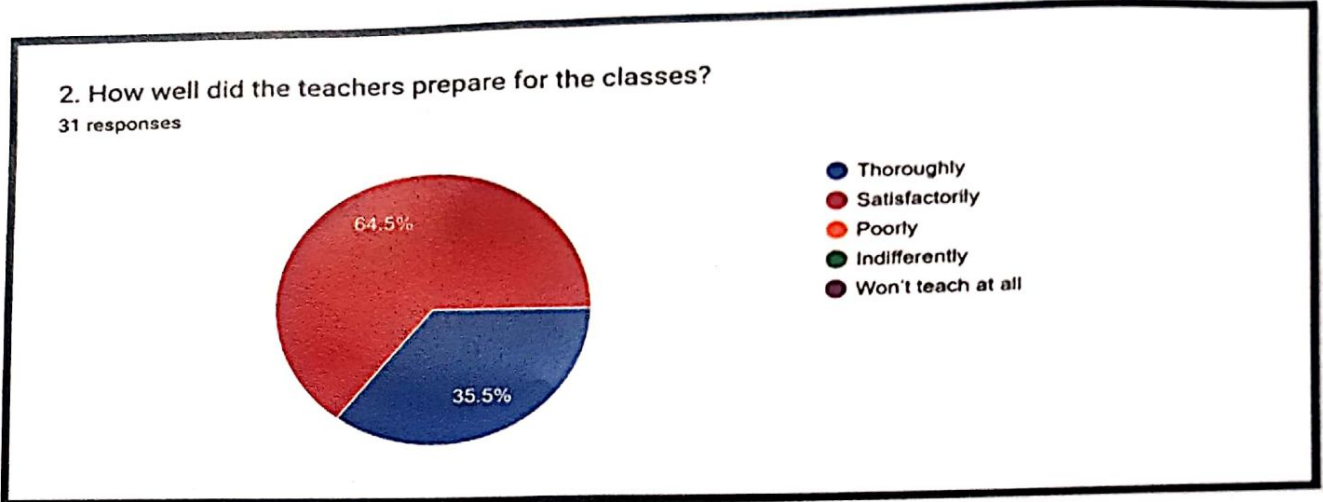
The Survey includes 21 competency based questions, responses to which are given anonymously by students of the institution. This survey corresponds to an institute level feedback on learning experience.

We implemented SSS on-line through Google forms during the month of Feb 2020.

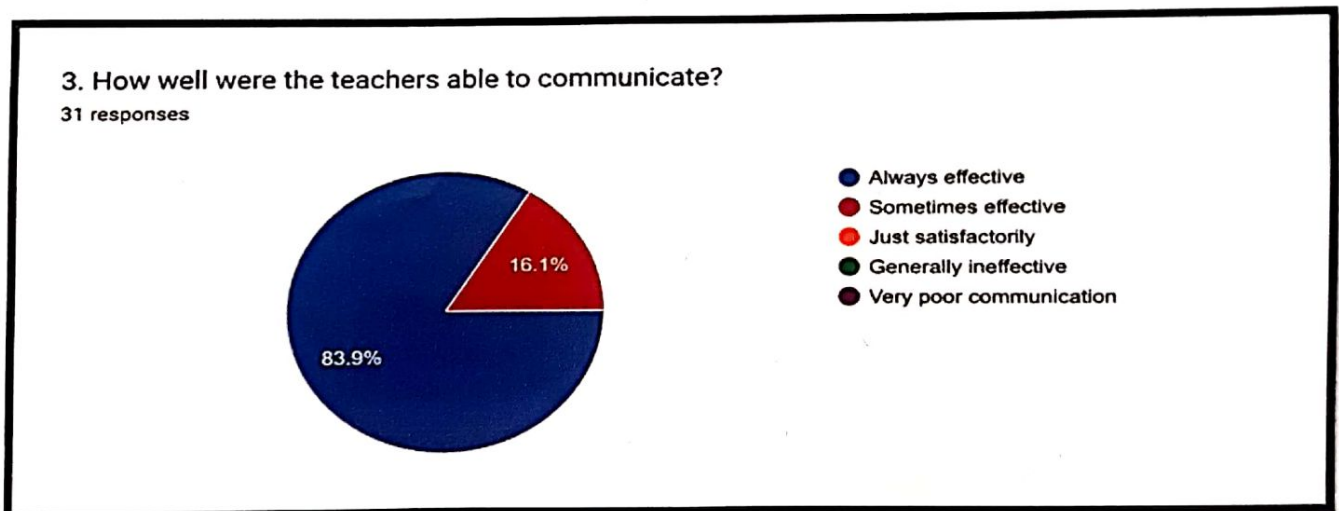
Student Satisfaction Survey-Analysis Report



Interpretation: Majority of Students (60%) are of the opinion that syllabus majorly was covered in the class in proper way whereas 33.3% students said that syllabus was covered about 85 to 100%.




Interpretation: Majority of Students (64.5%) are of the opinion that teacher's preparedness for classes is satisfactory whereas 35.5% students are of the opinion that teacher's thoroughly preparing for classes.



Interpretation: 83.9 % Students said that teacher's always effectively communicate in their classes whereas only 16.1% students are of the opinion that teacher's communication is somewhat effective.

4. The teacher's approach to teaching can best be described as
31 responses



Interpretation: Majority of Students (51.6%) opinioned that teacher's approach to teaching is excellent whereas 48.4% students said that teacher's approach to teaching is very good.

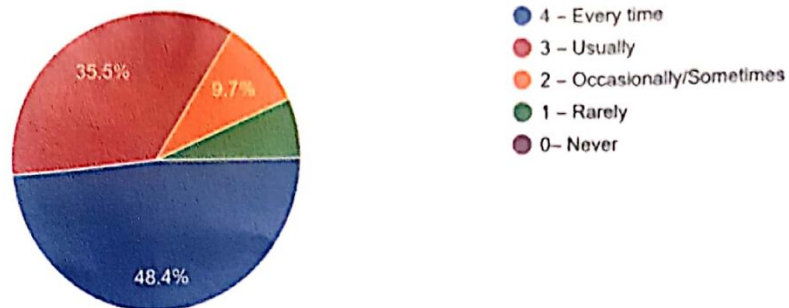
5. Fairness of the internal evaluation process by the teachers.
31 responses



Interpretation: Majority of Students (67.7%) opinioned internal evaluation by the teachers is always fair whereas 32.3% students are of the opinion that internal evaluation by the teachers is usually fair.

6. Was your performance in assignments discussed with you?

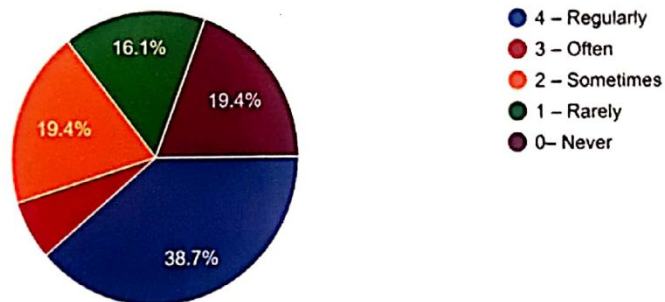
31 responses



Interpretation: 48.4 % students said that every time performance discussion is done with them. Whereas 35.5% students said usually performance discussion is done.

7. The institute takes active interest in promoting internship, student exchange, field visit opportunities for students.

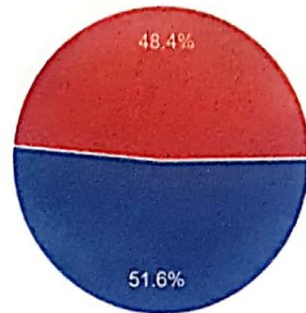
31 responses



Interpretation: Majority of Students (38.7%) opinioned that the Institute takes active interest in promoting internship, student exchange, field visit opportunities for students. Whereas 19.4% students said that institute takes interest in the abovementioned activities often and same number of respondents (19.4%) said sometimes it takes active interest.

8. The teaching and mentoring process in your institution facilitates you in cognitive, social and emotional growth.

31 responses

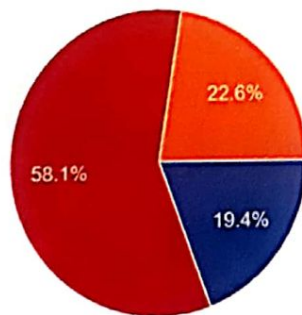


- 4 - Significantly
- 3 - Very well
- 2 - Moderately
- 1 - Marginally
- 0 - Not at all

Interpretation: Majority of Students (51.6 %) said that the teaching and mentoring process in the institute significantly facilitates student's cognitive, social and emotional growth, whereas 48.4% students said it moderately facilitates student's cognitive, social and emotional growth.

9. The institution provides multiple opportunities to learn and grow.

31 responses

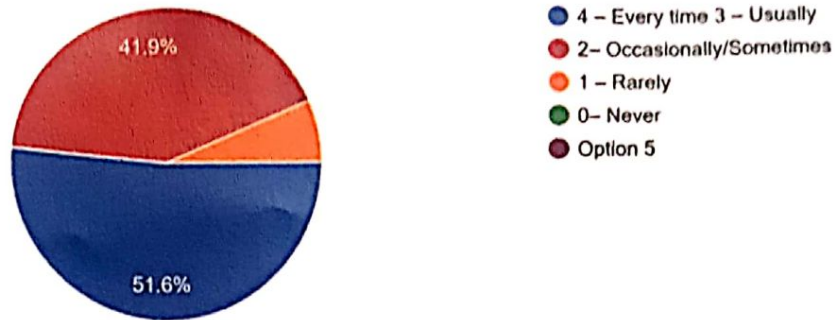


- 4 - Strongly agree
- 3 - Agree
- 2 - Neutral
- 1 - Disagree
- 0 - Strongly disagree

Interpretation: 58.1% students agreed that institute provides multiple opportunities to learn and grow whereas 19.4 % strongly agreed on the same.

10. Teachers inform you about your expected competencies, course outcomes and programme outcomes.

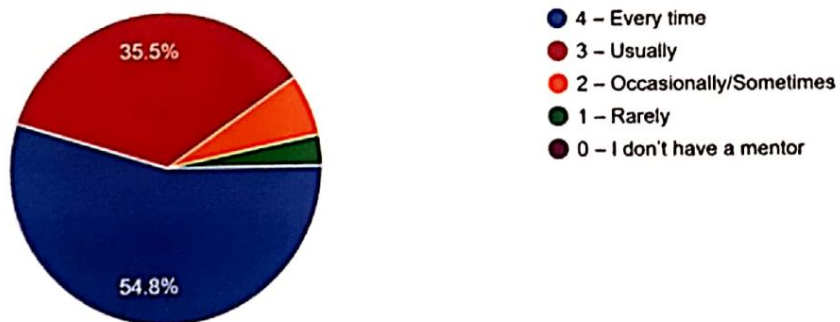
31 responses



Interpretation: Majority of Students (51.6%) opined that almost every time teachers inform about expected competencies, course outcomes and programme outcomes to students whereas 41.9% students are of the opinion that teacher's occasionally/sometimes inform about.

11. Your mentor does a necessary follow-up with an assigned task to you.

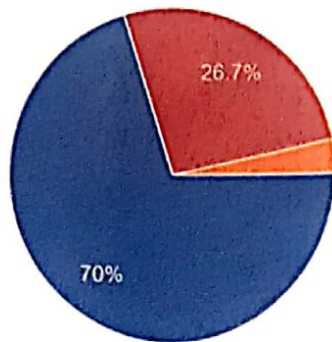
31 responses



Interpretation: 54.8% students are of the opinion that student's mentor take necessary follow-up with an assigned task to students whereas 35.5% students said usually mentor take necessary follow-up.

12. The teachers illustrate the concepts through examples and applications.

30 responses

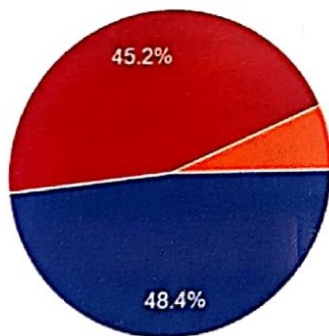


- 4 - Every time
- 3 - Usually
- 2 - Occasionally/Sometimes
- 1 - Rarely
- 0 - Never
- Option 6

Interpretation: Majority of Students (70%) opinioned that almost every time teacher's illustrate the concepts through examples and applications whereas 26.7% said that almost usually teacher's illustrate the concepts through examples and applications

13. The teachers identify your strengths and encourage you with providing right level of challenges.

31 responses

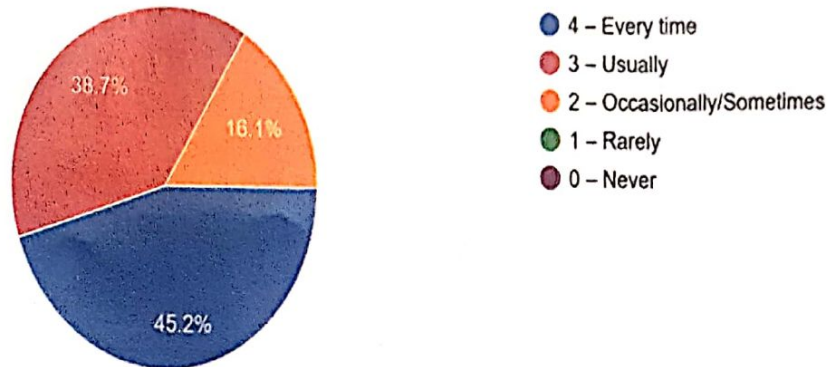


- 4 - Fully
- 3 - Reasonably
- 2 - Partially
- 1 - Slightly
- 0 - Unable to

Interpretation: 48.4% students said that teachers fully identify student's strengths and encourage them with providing right level of challenges. Whereas 45.2% students said that teachers reasonably identify student's strengths and encourage them with providing right level of challenges.

14. Teachers are able to identify your weaknesses and help you to overcome them.

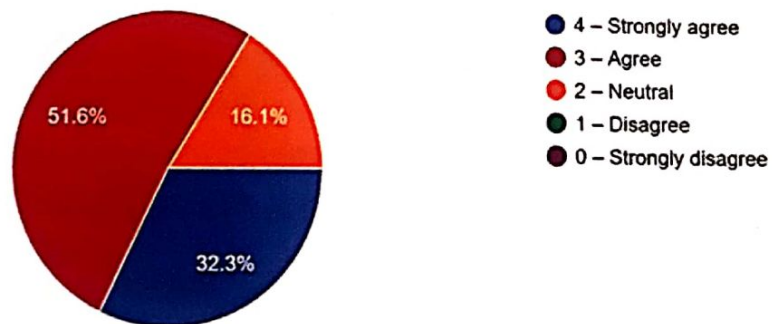
31 responses



Interpretation: 45.2% students said that every time teachers are able to identify student's weaknesses and help them to overcome them whereas 38.7% students said that usually teachers are able to identify student's weaknesses and help them to overcome them and only 16.1% students showed neutral response for the same.

15. The institution makes effort to engage students in the monitoring, review and continuous quality improvement of the teaching learning process.

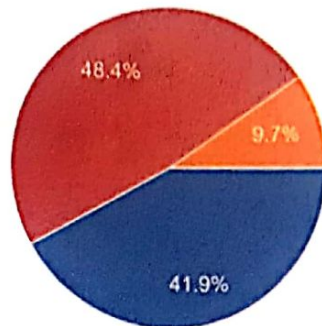
31 responses



Interpretation: Majority of students (58.1%) agreed that institute makes effort to engage students in the monitoring, review and continuous quality improvement of the teaching learning process. whereas 32.3 % strongly agreed on the same and only 16.1% students showed neutral response for the same.

16. The institute/ teachers use student centric methods, such as experiential learning, participative learning and problem solving methodologies for enhancing learning experiences.

31 responses

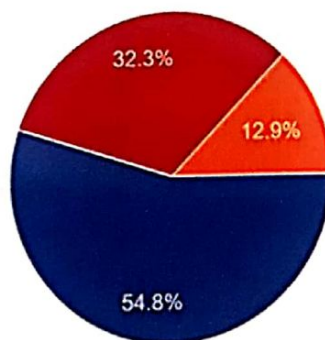


- 4 - To a great extent
- 3 - Moderate
- 2 - Some what
- 1 - Very little
- 0 - Not at all

Interpretation: 41.9 % Students opinioned that institute/ teachers use student centric methods, such as experiential learning, participative monitoring and problem solving methodologies for enhancing learning experiences to a great extent, whereas 48.4% said that institute/ teachers moderately uses the abovementioned methodologies for enhancing learning experiences.

17. Teachers encourage you to participate in extracurricular activities.

31 responses

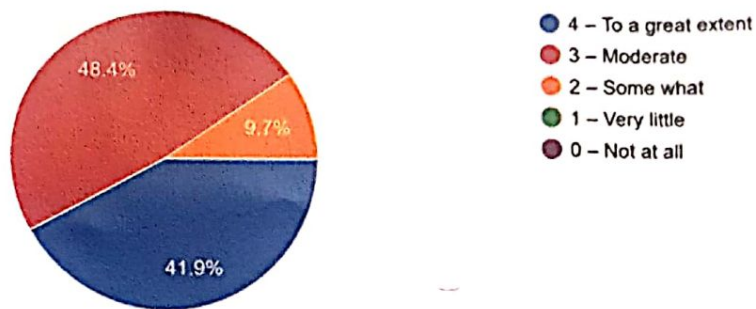


- 4 - Strongly agree
- 3 - Agree
- 2 - Neutral
- 1 - Disagree
- 0 - Strongly disagree

Interpretation: Majority of students (54.8%) strongly agreed that teachers encourage students to participate in extracurricular activities whereas 32.3 % students agreed on the same while only 12.9% students showed neutral response for the same.

18. Efforts are made by the institute/ teachers to inculcate soft skills, life skills and employability skills to make you ready for the world of work.

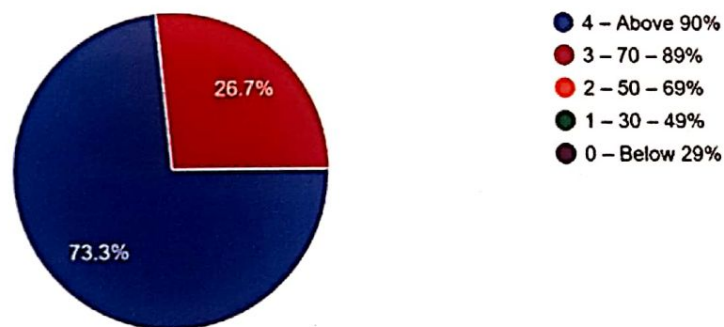
31 responses



Interpretation: 41.9 % Students opinioned that efforts are made by institute/ teachers to a great extent to inculcate soft skills, life skills and employability skills to make students ready for the world of work, Whereas 48.4% said it is moderately done by institute/teachers .

19. What percentage of teachers use ICT tools such as LCD projector, Multimedia, etc. while teaching.

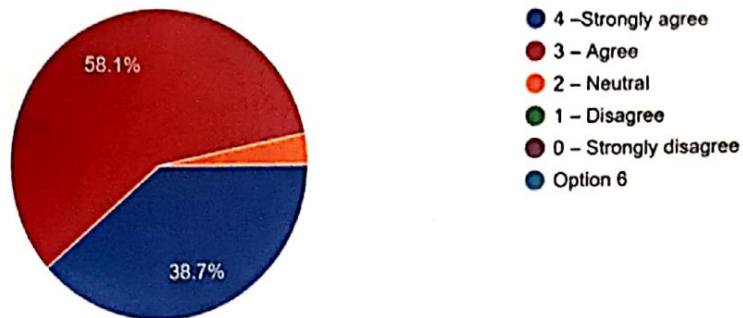
30 responses



Interpretation: Majority of Students (73.3%) are of the opinion that teachers usage of ICT tools such LCD projector, multimedia etc while teaching is almost above 90% whereas 26.7% students said that the usage of the same is between 70-89%.

20. The overall quality of teaching-learning process in your institute is very good.

31 responses



Interpretation: Majority of students (58.1%) agreed that the overall quality of teaching-learning process in the institute is very good whereas 38.7% students strongly agreed on the same.

21. Give three observation / suggestions to improve the overall teaching – learning experience in your institution.

Interpretation: Based on the responses given by students to the open ended question on student's observations/ suggestions for the improvement in the overall teaching-learning experience in the institute, following areas are highlighted:

- arrangement of industrial visits for more practical insights
- need for separate arrangements with regard to lectures for placed students


The observations/ outcome of SSS is summarized as follows:

1. Students highly appreciated teacher's approach to teaching and teacher's preparation, communication, use of appropriate teaching pedagogy and fairness of internal evaluation in the survey.
2. Students have expressed satisfaction over the quantum of syllabus covered in their classes and new lecture pattern i.e. Workshop pattern. Students also appreciated institutes efforts in teaching and mentoring process, institutes and teachers efforts in inculcating employability skills among students.
3. Students highly appreciated teaching and implementation of learning outcome based curriculum which includes continuous evaluation and assessment of students throughout the semester.
4. Student appreciated the various activities undertaken by institute such as Outbound program, Launchpad, Task force activity and Epoch.

Following are some suggestions are given by students during the Student Satisfaction Survey (Feb 2020):

1. Institute should reduce time of lectures and time of college.
2. Institute should organize more number of Industry visits (In Nasik-Local level and Outside Nashik)
3. Institute majorly focuses and emphasises on academics, it should also focus on extracurricular activities. Some time should be allotted for sports activities, gym and for MET world of Music.
4. Institute should reduce emphasis on Attendance (Too much discipline)

The Report will be discussed in the next governing council meeting and CDC meeting.


14/7/2022



Director
MET's Institute of Management
Bhujbal Knowledge City, Adgaon, Nashik-3